

**NIAGARA FRONTIER  
TRANSPORTATION AUTHORITY  
(A Component Unit of the State of New York)**

**FINANCIAL STATEMENTS**

**MARCH 31, 2023**

NIAGARA FRONTIER TRANSPORTATION AUTHORITY  
(A Component Unit of the State of New York)

---

**Table of Contents**

March 31, 2023

---

	<b>Page</b>
Independent Auditors' Report	1-3
Management Certification:	
Management's Certification of the Financial Statements	4
Management's Report on Internal Control Over Financial Reporting	5
Management's Discussion and Analysis (Unaudited)	i-vii
Financial Statements:	
Balance Sheet	6
Statement of Revenues, Expenses and Changes in Net Position	7
Statement of Cash Flows	8
Notes to Financial Statements	9-30
Required Supplementary Information (Unaudited):	
Schedule of the Authority's Proportionate Share of the Net Pension Position – New York State and Local Retirement System	31
Schedule of Authority Contributions – New York State and Local Retirement System	32
Schedule of Total Pension Liability – Postretirement Medical Premium Stipend Plan	33
Schedule of Changes in the Authority's Total OPEB Liability and Related Ratios	34
Additional Information:	
Combining Balance Sheet	35
Combining Schedule of Revenues, Expenses and Changes in Net Position	36
Buffalo Niagara International Airport – Restricted Assets	37
Independent Auditors' Report on Internal Control Over Financial Reporting and on Compliance and Other Matters Based on an Audit of Financial Statements Performed in Accordance with <i>Government Auditing Standards</i>	38-39
Independent Auditors' Report on Compliance with Section 2925(3)(f) of the New York State Public Authorities Law	40

## INDEPENDENT AUDITORS' REPORT

The Board of Commissioners  
Niagara Frontier Transportation Authority

### Report on the Audit of the Financial Statements

#### *Opinion*

We have audited the financial statements of Niagara Frontier Transportation Authority (the Authority) (a component unit of the State of New York), a business-type activity, as of and for the year ended March 31, 2023, and the related notes to the financial statements, which collectively comprise the Authority's basic financial statements as listed in the table of contents.

In our opinion, the accompanying financial statements referred to above present fairly, in all material respects, the financial position of the Authority as of March 31, 2023, and the changes in its financial position and cash flows for the year then ended in accordance with accounting principles generally accepted in the United States of America.

#### *Basis for Opinion*

We conducted our audit in accordance with auditing standards generally accepted in the United States of America (GAAS) and the standards applicable to financial audits contained in *Government Auditing Standards*, issued by the Comptroller General of the United States. Our responsibilities under those standards are further described in the Auditors' Responsibilities for the Audit of the Financial Statements section of our report. We are required to be independent of the Authority, and to meet our other ethical responsibilities, in accordance with the relevant ethical requirements relating to our audit. We believe that the audit evidence we have obtained is sufficient and appropriate to provide a basis for our audit opinion.

#### *Responsibilities of Management for the Financial Statements*

Management is responsible for the preparation and fair presentation of the financial statements in accordance with accounting principles generally accepted in the United States of America, and for the design, implementation, and maintenance of internal control relevant to the preparation and fair presentation of financial statements that are free from material misstatement, whether due to fraud or error.

In preparing the financial statements, management is required to evaluate whether there are conditions or events, considered in the aggregate, that raise substantial doubt about the Authority's ability to continue as a going concern for one year beyond the financial statement date, including any currently known information that may raise substantial doubt shortly thereafter.

### ***Auditors' Responsibilities for the Audit of the Financial Statements***

Our objectives are to obtain reasonable assurance about whether the financial statements as a whole are free from material misstatement, whether due to fraud or error, and to issue an auditors' report that includes our opinion. Reasonable assurance is a high level of assurance but is not absolute assurance and therefore is not a guarantee that an audit conducted in accordance with GAAS and *Government Auditing Standards* will always detect a material misstatement when it exists. The risk of not detecting a material misstatement resulting from fraud is higher than for one resulting from error, as fraud may involve collusion, forgery, intentional omissions, misrepresentations, or the override of internal control. Misstatements are considered material if there is a substantial likelihood that, individually or in the aggregate, they would influence the judgment made by a reasonable user based on the financial statements.

In performing an audit in accordance with GAAS and *Government Auditing Standards*, we:

- Exercise professional judgment and maintain professional skepticism throughout the audit.
- Identify and assess the risks of material misstatement of the financial statements, whether due to fraud or error, and design and perform audit procedures responsive to those risks. Such procedures include examining, on a test basis, evidence regarding the amounts and disclosures in the financial statements.
- Obtain an understanding of internal control relevant to the audit in order to design audit procedures that are appropriate in the circumstances, but not for the purpose of expressing an opinion on the effectiveness of the Authority's internal control. Accordingly, no such opinion is expressed.
- Evaluate the appropriateness of accounting policies used and the reasonableness of significant accounting estimates made by management, as well as evaluate the overall presentation of the financial statements.
- Conclude whether, in our judgment, there are conditions or events, considered in the aggregate, that raise substantial doubt about the Authority's ability to continue as a going concern for a reasonable period of time.

We are required to communicate with those charged with governance regarding, among other matters, the planned scope and timing of the audit, significant audit findings, and certain internal control-related matters that we identified during the audit.

### ***Required Supplementary Information***

Accounting principles generally accepted in the United States of America require that management's discussion and analysis and other required supplementary information, as listed in the table of contents, be presented to supplement the financial statements. Such information is the responsibility of management and, although not a part of the basic financial statements, is required by the Governmental Accounting Standards Board, who considers it to be an essential part of financial reporting for placing the financial statements in an appropriate operational, economic, or historical context. We have applied certain limited procedures to the required supplementary information in accordance with auditing standards generally accepted in the United States of America, which consisted of inquiries of management about the methods of preparing the information and comparing the information for consistency with management's responses to our inquiries, the financial statements, and other knowledge we obtained during our audit of the financial statements. We do not express an opinion or provide any assurance on the information because the limited procedures do not provide us with sufficient evidence to express an opinion or provide any assurance.

### ***Additional Information***

Our audit was conducted for the purpose of forming an opinion on the financial statements that collectively comprise the Authority's basic financial statements. The additional information on pages 35 through 37 are presented for purposes of additional analysis and are not a required part of the basic financial statements. Such information is the responsibility of management and was derived from and relates directly to the underlying accounting and other records used to prepare the financial statements. The information has been subjected to the auditing procedures applied in the audit of the financial statements and certain additional procedures, including comparing and reconciling such information directly to the underlying accounting and other records used to prepare the financial statements or to the financial statements themselves, and other additional procedures in accordance with auditing standards generally accepted in the United States of America. In our opinion, the information is fairly stated, in all material respects, in relation to the financial statements as a whole.

### ***Other Reporting Required by Government Auditing Standards***

In accordance with *Government Auditing Standards*, we have also issued our report dated June 22, 2023 on our consideration of the Authority's internal control over financial reporting and on our tests of its compliance with certain provisions of laws, regulations, contracts, grant agreements, and other matters. The purpose of that report is solely to describe the scope of our testing of internal control over financial reporting and compliance and the results of that testing, and not to provide an opinion on the effectiveness of the Authority's internal control over financial reporting or on compliance. That report is an integral part of an audit performed in accordance with *Government Auditing Standards* in considering the Authority's internal control over financial reporting and compliance.



June 22, 2023



Niagara Frontier Transportation Authority  
*Serving the Niagara Region*

181 Ellicott Street

Buffalo, New York 14203

716-855-7300


TDD: 855-7650

[www.nfta.com](http://www.nfta.com)

#### MANAGEMENT'S CERTIFICATION OF THE FINANCIAL STATEMENTS

Management certifies that, based on our knowledge, the information provided herein is accurate, correct and does not contain any untrue statement of material fact; does not omit any material fact, which, if omitted, would cause the financial statements to be misleading in light of the circumstances under which such statements are made; and fairly presents, in all material respects, the financial position, changes in financial position, and cash flows of the Authority as of, and for, the period presented in the financial statements.

#### NIAGARA FRONTIER TRANSPORTATION AUTHORITY

  
\_\_\_\_\_  
Kimberley A. Minkel  
Executive Director  
\_\_\_\_\_  
John T. Cox  
Chief Financial Officer  
\_\_\_\_\_  
Christopher S. Ruminski  
Director of Internal Audit and  
Corporate Compliance

June 22, 2023



Niagara Frontier Transportation Authority  
*Serving the Niagara Region*

181 Ellicott Street

Buffalo, New York 14203

716-855-7300

TDD: 855-7650

www.nfta.com

## MANAGEMENT'S REPORT ON INTERNAL CONTROL OVER FINANCIAL REPORTING

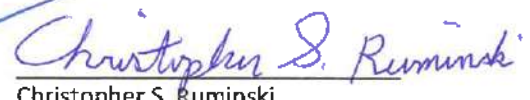
The Niagara Frontier Transportation Authority's (the Authority) internal control over financial reporting is a process effected by those charged with governance, management, and other personnel, designed to provide reasonable assurance regarding the preparation of reliable financial statements in accordance with accounting principles generally accepted in the United States of America. An entity's internal control over financial reporting includes those policies and procedures that (1) pertain to the maintenance of records that, in reasonable detail, accurately and fairly reflect the transactions and dispositions of the assets of the entity; (2) provide reasonable assurance that transactions are recorded as necessary to permit preparation of financial statements in accordance with accounting principles generally accepted in the United States of America, and that receipts and expenses of the entity are being made only in accordance with authorizations of management and those charged with governance; and (3) provide reasonable assurance regarding prevention, or timely detection and correction of unauthorized acquisition, use, or disposition of the entity's assets that could have a material effect on the financial statements.

Management is responsible for establishing and maintaining effective internal control over financial reporting. Management assessed the effectiveness of the Authority's internal control over financial reporting as of March 31, 2023, based on the framework set forth by the Committee of Sponsoring Organizations of the Treadway Commission in *Internal Control – Integrated Framework*. Based on that assessment, management concluded that, as of March 31, 2023, the Authority's internal control over financial reporting is effective based on the criteria established in *Internal Control – Integrated Framework*.

### NIAGARA FRONTIER TRANSPORTATION AUTHORITY

  
Kimberley A. Minkel  
Executive Director

  
John T. Cox  
Chief Financial Officer

  
Christopher S. Ruminski  
Director of Internal Audit and  
Corporate Compliance

June 22, 2023

NIAGARA FRONTIER TRANSPORTATION AUTHORITY  
(A Component Unit of the State of New York)

Management's Discussion and Analysis

For the Years Ended March 31, 2023 and 2022  
(Unaudited)

This management's discussion and analysis (MD&A) of the Niagara Frontier Transportation Authority (the Authority) provides an introduction and overview to the Authority's financial activities as of and for the years ended March 31, 2023 and 2022, which should be read in conjunction with the Authority's financial statements and notes to the financial statements.

**OVERVIEW OF THE FINANCIAL STATEMENTS**

This discussion and analysis is intended to serve as an introduction to the Authority's financial statements. It begins by presenting and explaining the financial statements. These statements have been prepared according to accounting principles generally accepted in the United States of America (GAAP). Revenues and expenses are recorded using the accrual basis of accounting, meaning that they are recorded by the Authority as earned/incurred, regardless of when cash is received or paid.

The financial statements of the Authority encompass the activity of the NFTA, which includes aviation operations and property management, and Niagara Frontier Transit Metro System, Inc. (Metro), which primarily provides surface transportation.

Effective April 1, 2022, the Authority adopted GASB Statement No. 87, *Leases* (GASB 87). The statement requires recognition of certain lease assets and liabilities for leases that previously were classified as operating leases and recognized as inflows of resources or outflows of resources based on the payment provisions of the contract. The cumulative effect on the 2023 statements is an increase in beginning of year net position totaling \$0.7 million.

The *Balance Sheet* presents information on the Authority's assets, deferred outflows of resources, liabilities, and deferred inflows of resources, with the differences reported as net position. Over time, increases or decreases in net position may serve as a useful indicator of whether the Authority's financial position is strengthening or weakening.

The *Statement of Revenues, Expenses and Changes in Net Position* shows the results of the Authority's operations during the year and reflects both operating and non-operating activities. Changes in net position reflect the operational impact of the current year's activities on the financial position of the Authority.

The *Statement of Cash Flows* provides an analysis of the sources and uses of cash. The cash flows statements show net cash provided or used in operating, non-capital financing, capital and related financing, and investing activities.

The notes to the financial statements include additional information which provides a further understanding of the financial statements.



**NIAGARA FRONTIER TRANSPORTATION AUTHORITY**  
(A Component Unit of the State of New York)

**Management's Discussion and Analysis**

For the Years Ended March 31, 2023 and 2022  
(Unaudited)

**FINANCIAL HIGHLIGHTS**

**Summarized Balance Sheets**

(in thousands)	March 31,	
	2023	2022
Current assets	\$ 279,247	\$ 260,548
Restricted assets	102,466	88,080
Other assets	39,070	-
Capital assets, net	645,470	633,526
Deferred outflows of resources related to pensions and OPEB	110,625	126,015
Total assets and deferred outflows of resources	<u>\$ 1,176,878</u>	<u>\$ 1,108,169</u>
Current liabilities	\$ 91,169	\$ 76,446
Noncurrent liabilities	658,723	775,951
Deferred inflows of resources related to leases, pensions, and OPEB	260,082	129,347
Total liabilities and deferred inflows of resources	<u>1,009,974</u>	<u>981,744</u>
Net position:		
Net investment in capital assets	522,119	493,798
Restricted	102,466	88,080
Unrestricted	(457,681)	(455,453)
Total net position	<u>166,904</u>	<u>126,425</u>
Total liabilities, deferred inflows of resources, and net position	<u>\$ 1,176,878</u>	<u>\$ 1,108,169</u>

The changes in total net position over time serve as a useful indicator of the Authority's financial position. Net investment in capital assets represents the Authority's net capital assets, offset by any payables or debt outstanding used to finance the capital asset purchases. Restricted net assets consist primarily of cash and investments restricted in accordance with bonding requirements or assets whose use is limited to specific purposes in accordance with various agreements. Unrestricted net position deficits of \$457.7 million and \$455.5 million at March 31, 2023 and 2022 result primarily from the accrual of other postemployment benefits. As a result of the Authority's activities, March 31, 2023 net position increased \$40.5 million from March 31, 2022.

Current assets increased \$18.7 million from March 31, 2022 to March 31, 2023 primarily due to an increase in unrestricted cash and current portion of leases receivable recognized for the first time resulting from the adoption of GASB 87 in 2023. Restricted assets increased \$14.4 million from March 31, 2022 to March 31, 2023 due to the strategic building up of reserves in the Metro 88c special assistance fund and the Buffalo Niagara International Airport (BNIA) and Niagara Falls International Airport (NFIA) passenger facility charges fund. Other assets increased \$39.1 million primarily due to \$31.2 million in noncurrent leases receivable recognized for the first time resulting from the adoption of GASB 87 in 2023. Deferred outflows of resources decreased \$15.4 million due to changes in assumptions and differences between the projected and actual investment earnings related to certain pension and OPEB plans as well as amounts recognized for payments made subsequent to the respective plans' measurement dates.

**NIAGARA FRONTIER TRANSPORTATION AUTHORITY**  
(A Component Unit of the State of New York)

**Management's Discussion and Analysis**

For the Years Ended March 31, 2023 and 2022  
(Unaudited)

Current liabilities increased \$14.7 million from March 31, 2022 to March 31, 2023 resulting from normal operations and timing of payments.

Principal payments on debt and decreases in self-insured claims of \$4.6 million, net pension liabilities of \$5.0 million, and other postemployment benefits of \$91.8 million resulted in an overall decrease in noncurrent liabilities of \$117.2 million at March 31, 2023 compared to March 31, 2022. Deferred inflows of resources increased \$130.7 million primarily as a result of changes in assumptions related to the Authority's OPEB plans and will be amortized against expenses over the next six years.

Refer to the Capital Assets and Debt Administration sections of this MD&A for further details.

**Summarized Statements of Revenues, Expenses and Changes in Net Position**

(in thousands)	Years ended March 31,	
	2023	2022
Operating revenues:		
Fares	\$ 25,640	\$ 23,435
Concessions and commissions	31,242	22,819
Rental income	19,798	19,319
Airport fees and services	20,470	20,528
Other operating revenues	6,315	5,391
Total operating revenues	103,465	91,492
Operating expenses:		
Salaries and employee benefits	125,586	121,622
Other postemployment benefits	26,634	41,253
Depreciation and amortization	53,929	53,669
Maintenance and repairs	22,973	21,153
Transit fuel and power	4,961	3,412
Utilities	5,657	5,890
Insurance and injuries	5,700	5,301
Other operating expenses	21,683	18,723
Total operating expenses	267,123	271,023
Operating loss	(163,658)	(179,531)
Non-operating revenues, net	146,166	218,781
Change in net position before capital contributions	(17,492)	39,250
Capital contributions	57,231	27,917
Change in net position	39,739	67,167
Net position – beginning of year	126,425	59,258
Cumulative effect of change in accounting principle	740	-
Net position – end of year	\$ 166,904	\$ 126,425

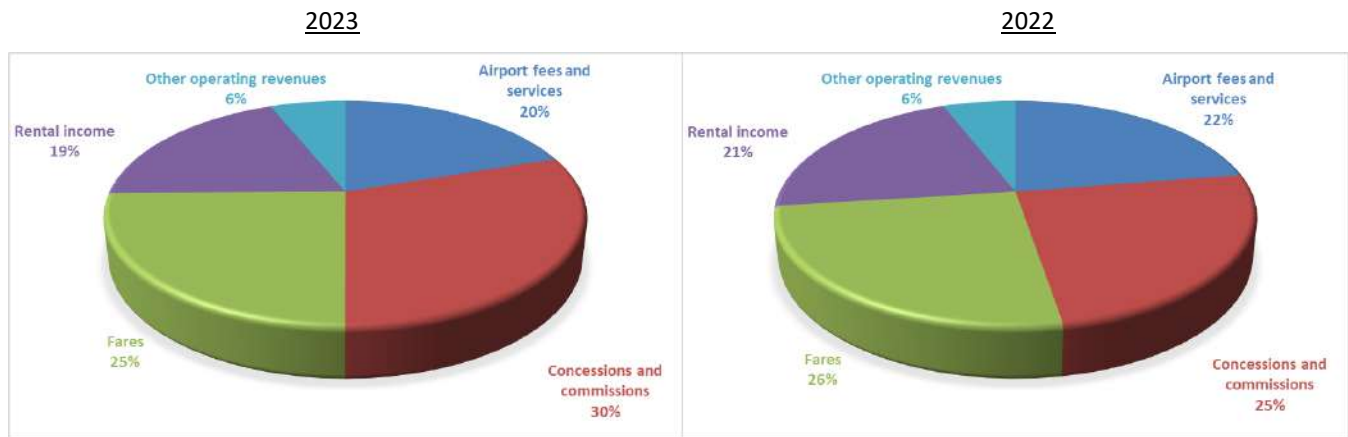
**NIAGARA FRONTIER TRANSPORTATION AUTHORITY**  
(A Component Unit of the State of New York)

**Management's Discussion and Analysis**

For the Years Ended March 31, 2023 and 2022  
(Unaudited)

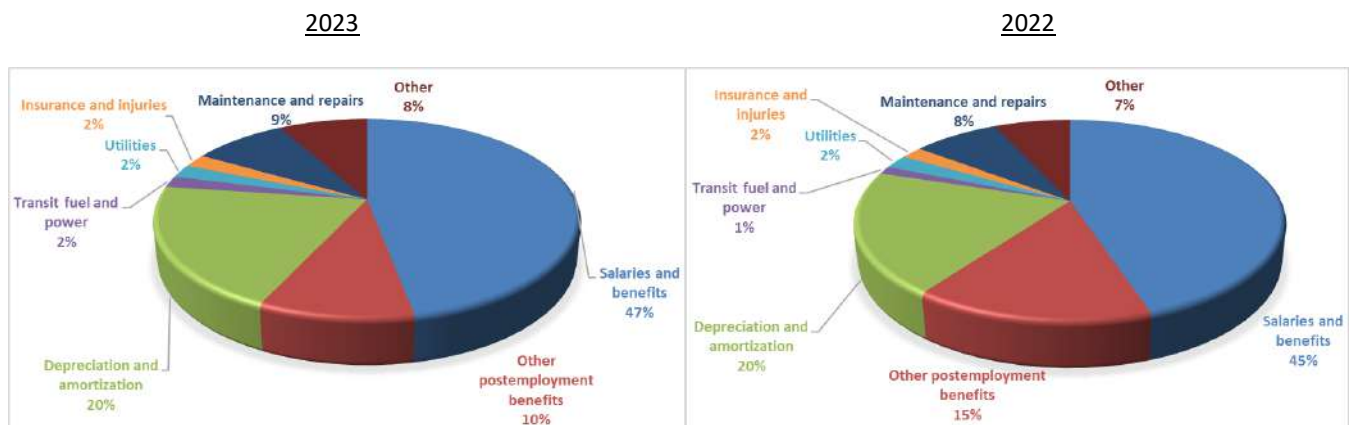
**Summary of Revenues, Expenses and Changes in Net Position**

The charts below summarize operating revenues by source.



Operating revenues increased \$12.0 million, or 13.1%, from 2022 to 2023. Fare revenue increased \$2.2 million due to increased ridership as the region continues to recover from the COVID-19 pandemic. Concessions and commissions in 2023 were \$8.4 million higher than 2022, due to an increase in parking, auto rental, food, and retail revenues at the airports as enplanements increased approximately 26% from 2022 at BNIA and 17% at NFIA, as air travel continues to rebound from the impact of the COVID-19 pandemic. Additionally, hourly parking rates at BNIA were increased approximately 27% in September 2022. This was the first parking rate increase at BNIA in nine years.

The charts below summarize operating expenses by category.



**NIAGARA FRONTIER TRANSPORTATION AUTHORITY**  
(A Component Unit of the State of New York)

**Management's Discussion and Analysis**

For the Years Ended March 31, 2023 and 2022  
(Unaudited)

Operating expenses for 2023 of \$267.1 million were \$3.9 million lower than 2022. Salaries and employee benefits increased \$4.0 million, or 3.3%, primarily due to contractual wage increases and fewer vacant positions. Other postemployment benefits decreased \$14.6 million from 2022 relating to the actuarially calculated postemployment health insurance costs. Depreciation and amortization expense, which varies from year to year based on the timing of asset purchases and estimated useful lives, increased by \$0.3 million from 2022 to 2023. Transit fuel and power costs increased \$1.5 million due to higher diesel and compressed natural gas fuel prices in 2023. Other operating expenses increased \$3.0 million primarily due to higher parking management costs related to higher BNIA parking revenue.

Net non-operating revenues for 2023 decreased \$72.6 million compared to 2022, from \$218.8 million to \$146.2 million, due to a \$75.7 million decrease in government assistance, mostly due to no further federal funds appropriated by Congress to the Authority to address the impact of the COVID-19 pandemic.

Capital contributions fluctuate depending on the timing of capital projects and vehicle and equipment purchases.

**CAPITAL ASSETS**

Net capital assets totaled \$645.5 million at March 31, 2023, representing a 1.9% increase from March 31, 2022, as investment in capital exceeded depreciation and dispositions by \$10.5 million in 2023 and the impact of GASB 87 created an additional \$1.5 million in net right-to-use lease assets as of the beginning of the year. Capital asset additions totaling \$64.4 million include \$36.6 million for rail extension and station construction in the former DL&W train shed, \$7.2 million for bus purchases, and \$5.0 million for the rehabilitation and reconstruction of NFIA taxiway "D".

**DEBT ADMINISTRATION**

Long-term debt at March 31, 2023 totaled \$123.4 million, which is a decrease of \$17.9 million from 2022 and results from debt service payments net of premium amortization.

**FACTORS IMPACTING THE AUTHORITY'S FUTURE**

**Surface Transportation**

Historically, approximately 25% of Metro's revenues are derived from fare collection and advertising, while 75% are from outside government assistance. New York State is the Authority's largest investor, usually providing almost 50% of total assistance while approximately 30% comes from local sources and 20% from the federal government. Any changes in these funding sources can have a significant impact on Authority operations.

The impact of efforts to minimize the spread of COVID-19 resulted in an approximately 50% erosion in ridership during 2021. It is anticipated that there will be a long-term impact from the pandemic on ridership and it will take years to return to pre-COVID-19 ridership levels. Metro has been awarded COVID relief funds from the federal government to support operations with the drop in business activity.

As part of Metro's Blueprint for the Future, in addition to stabilizing government assistance, strategic plans concentrate on revenue generation, cost control, increasing organizational liquidity, technological improvements, operational changes such as implementation of a new fare box collection system, providing more flexible fare structures, improving service standards, and continuing to engage with the public regularly through social media, the Citizens Advisory Committee, Accessibility Advisory Committee, workforce development, and many other means.

**NIAGARA FRONTIER TRANSPORTATION AUTHORITY**  
(A Component Unit of the State of New York)

**Management's Discussion and Analysis**

**For the Years Ended March 31, 2023 and 2022**  
(Unaudited)

Metro-owned property along the Metro Rail corridor and property adjacent to Metro Rail has seen significant development in the recent years, including the Metro Rail Allen-Medical Campus Station which is located on the Buffalo Niagara Medical Campus (BNMC). The Allen-Medical Campus Metro Rail Station will continue to play a prominent role in meeting the mobility needs of BNMC employees, patients, visitors, and neighborhood residents well into the future. In June 2022 the City of Buffalo, in partnership with the NFTA, received ten responses to a Request for Qualifications from developers and development teams for development at and around the NFTA-Metro Rail Lasalle station. The NFTA and the City of Buffalo own adjoining parcels at the site. The NFTA will continue to work with the City of Buffalo on next steps towards an equitable transit-oriented development at the site.

In February 2018, the Authority started the environmental review process for extending Metro Rail from its current terminus at the University Station along the preferred Niagara Falls Boulevard route alternative through the University at Buffalo North Campus in the Town of Amherst as approved by the Authority Board of Commissioners and recommended by our Alternatives Analysis Study. The Amherst-Buffalo Metro Rail Corridor contains 20% of all regional jobs and more than 10% of all regional residents. The proposed project would more than double ridership, link all three University at Buffalo Campuses with a one-seat Metro Rail ride, provide a seamless connection between the region's largest concentration of housing to significant employment, health care, education, and recreation destinations, and generate billions in direct, indirect, and induced economic impact throughout the Corridor. The Authority has \$31 million under contract with New York State Department of Transportation to complete the environmental process for the project, project development, and some preliminary engineering. The order of magnitude estimate of project construction is approximately \$1.5 billion, with up to 50% of project costs planned to come from the Federal Capital Investment Grant (CIG) Program and the remainder from a mix of state, local, and/or private sector sources.

In 2019, the Authority started construction on an extension of NFTA-Metro Rail revenue service into the former DL&W train shed which is owned by the Authority. The project, which is scheduled to be complete in 2024, involves construction of a new Metro Rail Station on the first floor of the facility and will open up development opportunities on the first and second floor. In July 2020, the Authority executed a pre-development agreement with Savarino Companies, a private sector developer, for development of the first and second floor space. In April 2022, New York State announced an appropriation of \$30 million to rehabilitate the core and shell of the train shed in order to facilitate private sector development.

### **Aviation**

Together, BNIA and NFIA historically have served approximately 5 million passengers per year as the only commercial service airports in Erie and Niagara counties. Additionally, the airports have been a convenient and less costly option for nearby Canadian travelers. As approximately 30% of BNIA and 88% of NFIA passenger traffic originates from Canada, any closure of the United States and Canada border, such as the COVID-19 closure in 2021 and 2022, has a significant negative impact on enplanements. During 2023, approximately 4.4 million passengers were served by the two airports. Some experts predict that it may take several years for air travel to return to regular levels. Both BNIA and NFIA have been awarded COVID relief funds from the Federal government to mitigate the impact of the drop in enplanements in the short term. Also, fluctuations in the exchange rate of the Canadian dollar have an impact on enplanements.

An overall aviation strategic plan identified critical issues relating to the two airports and established goals to enhance air cargo development, enhance and maintain air service to Canadian travelers, maintain the quality of overall customer service, and improve the financial sustainability of BNIA and NFIA.

NIAGARA FRONTIER TRANSPORTATION AUTHORITY  
(A Component Unit of the State of New York)

Management's Discussion and Analysis

For the Years Ended March 31, 2023 and 2022  
(Unaudited)

A two-year, \$72.2 million passenger terminal and baggage claim expansion and renovation project at BNIA began in 2019 and was completed in 2022. The project improves overall airport security, expands and modernizes the baggage claim area, improves passenger flow to and from all boarding areas, including international boarding areas, expands the terminal for additional concessions and amenities, and adds new curb space at both ends of the BNIA terminal.

In 2023, the NFTA began construction related to the rehabilitation of the main runway at BNIA. The project, currently broken into 2 phases, is budgeted to cost approximately \$81.5 million. Construction of the first phase of the project is primarily funded by the Federal Aviation Administration.

**CONTACT FOR THE AUTHORITY'S FINANCIAL MANAGEMENT**

This report is designed to provide a general overview of the finances of the Authority for interested parties. Questions concerning any information within this report or requests for additional information should be addressed to John T. Cox, Chief Financial Officer, 181 Ellicott Street, Buffalo, New York 14203.

NIAGARA FRONTIER TRANSPORTATION AUTHORITY  
(A Component Unit of the State of New York)

**Balance Sheet (In thousands)**

March 31, 2023

**Assets**

**Current assets:**

Cash and cash equivalents	\$ 131,480
Investments	75,941
Accounts and other receivables	17,335
Grants receivable	37,866
Leases receivable	9,261
Materials and supplies inventory	5,616
Prepaid expenses and other	1,748
	<u>279,247</u>

**Restricted assets:**

Cash and cash equivalents	64,278
Investments	38,188
	<u>102,466</u>

Leases receivable 31,202

Net pension assets 7,868

Capital assets, net (Note 5) 645,470

684,540

**Total assets**

1,066,253

**Deferred outflows of resources:**

Deferred outflows of resources related to pensions 29,769

Deferred outflows of resources related to OPEB 80,856

**Total deferred outflows of resources** 110,625

**Total assets and deferred outflows of resources** \$ 1,176,878

**Liabilities**

**Current liabilities:**

Current portion of long-term debt \$ 15,568

Accounts payable and accrued expenses 40,234

Other current liabilities 35,367

91,169

**Noncurrent liabilities:**

Long-term debt 107,783

Self-insured claims 35,580

Net pension liabilities 11,689

Total OPEB liability 502,015

Other noncurrent liabilities 1,656

658,723

**Total liabilities**

749,892

**Deferred inflows of resources:**

Deferred inflows of resources related to leases 39,396

Deferred inflows of resources related to pensions 38,860

Deferred inflows of resources related to OPEB 181,826

**Total deferred inflows of resources** 260,082

**Net position:**

Net investment in capital assets 522,119

Restricted 102,466

Unrestricted (457,681)

**Total net position** 166,904

**Total liabilities, deferred inflows of resources, and net position** \$ 1,176,878

See accompanying notes.

NIAGARA FRONTIER TRANSPORTATION AUTHORITY  
(A Component Unit of the State of New York)

**Statement of Revenues, Expenses and Changes in Net Position (In thousands)**

For the year ended March 31, 2023

**Operating revenues:**

Fares	\$ 25,640
Concessions and commissions	31,242
Rental income	19,798
Airport fees and services	20,470
Other operating revenues	6,315
<b>Total operating revenues</b>	<b>103,465</b>

**Operating expenses:**

Salaries and employee benefits	125,586
Other postemployment benefits	26,634
Depreciation and amortization	53,929
Maintenance and repairs	22,973
Transit fuel and power	4,961
Utilities	5,657
Insurance and injuries	5,700
Other	21,683
<b>Total operating expenses</b>	<b>267,123</b>

**Operating loss** (163,658)

**Non-operating revenues (expenses):**

Government assistance	135,751
Passenger facility charges	8,714
Interest income, net	394
Other non-operating revenues, net	1,307
<b>Total non-operating net revenues</b>	<b>146,166</b>

**Change in net position before capital contributions** (17,492)

Capital contributions 57,231

**Change in net position** 39,739

**Net position - beginning of year** 126,425

**Cumulative effect of a change in accounting principle (Note 3)** 740

**Net position - beginning of year, as restated** 127,165

**Net position - end of year** \$ 166,904



NIAGARA FRONTIER TRANSPORTATION AUTHORITY  
(A Component Unit of the State of New York)

**Statement of Cash Flows (In thousands)**

For the year ended March 31, 2023

**Operating activities:**

Cash collected from customers	\$ 109,395
Cash paid for employee wages and benefits	(149,299)
Cash paid to vendors and suppliers	(46,966)
Cash paid for insurance and injuries	(10,260)
<b>Net operating activities</b>	<b>(97,130)</b>

**Non-capital financing activities:**

Government assistance	135,751
-----------------------	---------

**Capital and related financing activities:**

Repayments of long-term debt	(17,962)
Proceeds from long-term debt	94
Loan disbursements	(16,536)
Principal payments received on leases	9,625
Other liabilities	9
Interest received on leases	1,606
Interest paid	(4,077)
Mortgage recording tax	7,298
Capital grants and contributions	126,888
Additions to capital assets, net	(67,097)
Passenger facility charges	8,714
Other	1,343
<b>Net capital and related financing activities</b>	<b>49,905</b>

**Investing activities:**

Proceeds from (purchases of) investments, net	(79,027)
Interest income	2,865
<b>Net investing activities</b>	<b>(76,162)</b>

**Net change in cash and cash equivalents** 12,364

Cash and cash equivalents, beginning of year 183,394

**Cash and cash equivalents, end of year** \$ 195,758

**Reconciliation to Balance Sheet**

Cash and cash equivalents:

Unrestricted	\$ 131,480
Restricted	64,278
<b>Total cash and cash equivalents</b>	<b>\$ 195,758</b>

**Reconciliation of operating loss to net operating activities:**

Operating loss	\$ (163,658)
Adjustments to reconcile operating loss to net operating activities:	
Depreciation and amortization	53,929
Net pension activity	(6,622)
Other postemployment benefits, net	8,712
Changes in assets and liabilities:	
Accounts and other receivables	(2,122)
Leases receivable, net	6,458
Materials and supplies inventory	(48)
Prepaid expenses and other	247
Accounts payable and accrued expenses	8,905
Other current liabilities	1,596
Self-insured claims	(4,560)
Other noncurrent liabilities	33
<b>Net operating activities</b>	<b>\$ (97,130)</b>

See accompanying notes.

NIAGARA FRONTIER TRANSPORTATION AUTHORITY  
(A Component Unit of the State of New York)

Notes to Financial Statements

March 31, 2023

**(1) Financial Reporting Entity**

The Niagara Frontier Transportation Authority (the Authority) was created by an Act of the New York State Legislature in 1967 to promote the development and improvement of transportation and related services within the Niagara Frontier transportation district. As a multi-modal transportation authority, the Authority operates a number of transportation related business centers including aviation, surface transportation, and property management. The Authority is included in the financial statements of the State of New York (the State) as an enterprise fund.

The Niagara Frontier Transit Metro System, Inc. (Metro) was created in 1974 to provide mass transportation services to the Niagara Frontier. Although Metro is a separate legal entity, the Authority maintains financial and governance responsibility over its operations. Based on these responsibilities, the Authority reports Metro as a blended component unit.

The Authority, including Metro, is governed by an 11 member Board of Commissioners (the Board) appointed by the Governor of the State. Of the 11 members, one member is appointed upon the written recommendation of the Erie County Executive and one is appointed upon the written recommendation of the Erie County Legislature. All appointments are made with the consent of the New York State Senate. The Board governs and sets policy for the Authority. The Executive Director is responsible for day-to-day management of the Authority.

**(2) Summary of Significant Accounting Policies**

**(a) Basis of Presentation and Measurement Focus**

The accompanying financial statements have been prepared in conformity with generally accepted accounting principles as applied to governmental units. The Governmental Accounting Standards Board (GASB) is the accepted standard-setting body for establishing governmental accounting and financial reporting principles.

The Authority reports as a special purpose government engaged in business-type activities, using the economic resources measurement focus and the accrual basis of accounting. All assets, deferred outflows of resources, liabilities, deferred inflows of resources, net position, revenues, and expenses are accounted for through a single enterprise fund with revenues recorded when earned and expenses recorded at the time liabilities are incurred. Grants and similar items are recognized as revenue when all eligibility requirements imposed by the provider have been satisfied.

The Authority's policy for defining operating activities in the statements of revenues, expenses and changes in net position are those that generally result from exchange transactions such as payments received for services and payments made to purchase goods and services. Certain other transactions, including government grants, passenger facilities charges, and interest, are reported as non-operating activities.

**Authority Operations**

The Authority operates three strategic business centers within NFTA and Metro:

**NFTA Operations**

**Aviation**

The Authority operates the Buffalo Niagara International Airport (BNIA) and the Niagara Falls International Airport (NFIA). BNIA is Western New York's primary passenger and cargo airport, while NFIA is a commercial, primary small-hub airport and serves as a joint-use military facility with the Niagara Falls Air Reserve Station.

NIAGARA FRONTIER TRANSPORTATION AUTHORITY  
(A Component Unit of the State of New York)

Notes to Financial Statements

March 31, 2023

**Property Management**

The property management department manages real estate owned by the Authority, including certain rail rights of way and non-public transportation assets, such as industrial distribution warehouses and associated office space for lease.

**Metro Operations**

**Surface Transportation**

Metro operates the surface transportation business unit responsible for all ground-based transportation services provided by the Authority. Such services include public fixed-route bus and rail routes, paratransit and other non-traditional transit services, and intracity bus terminals in Buffalo and Niagara Falls.

Metro also provides a 6.4 mile light rail rapid transit (LRRT) system in the City of Buffalo between downtown Buffalo and the State University of New York at Buffalo's South Campus.

The Metropolitan Transportation Center, located in downtown Buffalo, serves intercity and NFTA-Metro passengers and contains the offices of the Authority. The Niagara Falls Transit Center and the Portage Road Transit Center in Niagara Falls serve NFTA-Metro customers in Niagara County.

The majority of Metro operations employees are members of the Amalgamated Transit Union Local 1342 (ATU). Five other labor unions represent a small percentage of remaining employees. The current ATU contract expires July 31, 2025.

**(b) Cash and Cash Equivalents**

Cash and cash equivalents principally include cash on hand, money market funds, and certificates of deposit with original maturities of three months or less.

**(c) Accounts Receivable**

Accounts receivable are stated at the amount management expects to collect on outstanding balances and consist primarily of amounts due from services related to the Authority's operations and advertising. Management provides for probable uncollectible amounts based on collection history and aging of accounts. Balances outstanding after reasonable collection efforts are written off through a charge to an allowance for bad debts and a credit to accounts receivable.

**(d) Grants Receivable**

Grants receivable are stated at the amount management expects to collect on outstanding balances and consists primarily of amounts due from Federal, State, and local governments related to grant expenses incurred.

**(e) Materials and Supplies Inventory**

Materials and supplies inventory is valued based on the weighted average cost method or net realizable value.

NIAGARA FRONTIER TRANSPORTATION AUTHORITY  
(A Component Unit of the State of New York)

Notes to Financial Statements

March 31, 2023

**(f) Restricted Assets**

Certain cash deposits and investments are classified as restricted assets in accordance with bonding requirements or because their use is legally limited to specific purposes such as airport capital expansion and operations or the LRRT system. The Authority's policy is to use restricted resources first when an expense is incurred for purposes for which both restricted and unrestricted resources are available.

**(g) Investments**

The Authority's investment policies comply with the New York State Comptroller's guidelines for Public Authorities. Investments consist primarily of certificates of deposits with original maturities greater than three months and obligations of the U.S. Government reported at fair value.

**(h) Capital Assets**

The Authority's policy is to capitalize assets that cost at least \$5,000 and have estimated useful lives of two years or more. Capital assets are stated at cost, less accumulated depreciation. Depreciation is computed on the straight-line method over the estimated useful lives of the assets. Maintenance and repairs are charged to operations as incurred; significant improvements are capitalized.

The estimated useful lives on principal classes of capital assets are as follows:

	Estimated Useful Life (Years)
Improvements	10 - 25
LRRT system	10 - 45
Buildings	10 - 45
Metropolitan transportation centers	25
Motor buses	12
Equipment and other	2 - 10

**(i) Other Current Liabilities**

**Advances**

The Authority administers the funding of regional transportation improvement projects on behalf of the Federal Highway Administration (FHWA) for the Niagara International Transportation Technology Coalition (NITTEC). At March 31, 2023, net advance payments provided by the FHWA for regional construction projects authorized by NITTEC and the FHWA are held by the Authority and included in restricted cash and other current liabilities on the accompanying balance sheet and totaled \$5,205,000.

**Mortgage Recording Tax Revenue**

As required by New York State legislation, the Authority receives a percentage of mortgage recording taxes collected by Erie County and Niagara County. Receipts are recorded as other current liabilities until all eligibility requirements are met.

**(j) Bond Issuance Costs and Premiums**

Bond issuance costs, with the exception of prepaid insurance, are expensed as incurred. Premiums received upon the issuance of debt are included with the debt liability and amortized against interest expense over the life of the related obligation.

NIAGARA FRONTIER TRANSPORTATION AUTHORITY  
(A Component Unit of the State of New York)

Notes to Financial Statements

March 31, 2023

**(k) Self-Insured Claims**

The Authority is self-insured for property damage, environmental claims, personal injury liability, and workers' compensation claims. An estimate of the liability is made by the Authority based primarily on information available from third-party administrator claims, actuarial studies, and in-house and outside legal counsel.

**(l) Pensions**

The Authority has elected to participate in the New York State and Local Retirement System, including the Employees' Retirement System (ERS) and the Police and Fire Retirement System (PFRS). The Authority provides retirement benefits to substantially all employees through various defined benefit retirement plans or other agreements (Note 9). For ERS and PFRS, the Authority recognizes its proportionate share of the net pension position, deferred outflows and deferred inflows of resources, pension expense, and information about and changes in the fiduciary net position on the same basis as reported by ERS and PFRS. ERS and PFRS recognize benefit payments when due and payable in accordance with benefit terms; investment assets are reported at fair value.

**(m) Other Postemployment Benefits (OPEB)**

In addition to providing pension benefits, the Authority provides OPEB in the form of health insurance coverage to retired employees (Note 10). Substantially all employees become eligible for these benefits when they reach normal retirement age with a minimum of ten years of service.

**(n) Other Noncurrent Liabilities**

Other noncurrent liabilities consist primarily of amounts due to the New York State and Local Retirement System pursuant to the New York State Pension Contribution Stabilization Program (Note 9).

**(o) Revenue Recognition**

The Authority's principal sources of operating revenues are fares, airport fees and services, rental income, and concessions and commissions. Operating revenues from fares represent surface transportation services and are generated from cash and various fare media including tickets and passes which are recognized as income as they are used. Operating revenues from airport fees and services include landing and terminal ramp fees. Rental income includes building and ground space rented to airlines and air cargo carriers, among others. Operating revenues from concessions and commissions include parking fees and rental of retail space. These sources of operating revenues are recognized upon provision of services. Commissions from auto rental companies are recognized based upon a monthly percentage of revenues earned during the contractual year with an annual adjustment for any minimum annual guaranteed fees.

In April and July 2020, the Authority was awarded funding of \$61,909,000 from the Federal Transit Administration (FTA) and \$23,538,000 from the Federal Aviation Administration (FAA) under the Coronavirus Aid, Relief, and Economic Security (CARES) Act to support costs to operate, maintain, and manage the Authority's services. The grants provide funding for eligible costs beginning January 20, 2020.

NIAGARA FRONTIER TRANSPORTATION AUTHORITY  
(A Component Unit of the State of New York)

Notes to Financial Statements

March 31, 2023

In April and May 2021, the Authority was awarded funding of \$43,183,000 from the FTA and \$7,900,000 from the FAA under the Coronavirus Response and Relief Supplemental Appropriations Act (CRRSA) to support costs to prevent, prepare for, and respond to coronavirus including operating expenses. The CRRSA grant also provides funding for eligible costs beginning January 20, 2020. Amounts totaling \$5,500,000 are recognized as federal operating assistance in the accompanying statement of revenues, expenses and changes in net position for the year ended March 31, 2023.

In March 2021 the American Rescue Plan Act (ARPA) was passed by the United States Congress and signed into law by President Biden. Through ARPA, the FTA allocated \$79,413,000 through the Section 5307 program to NFTA-Metro and \$20,053,000 was allocated from the FAA. Amounts totaling \$7,965,000 are recognized as federal operating assistance in the accompany statement of revenue, expenses and changes in net position for the year ended March 31, 2023.

The Authority also receives operating assistance and capital contributions pursuant to various federal, state, and local government contracts and grant agreements. Operating assistance and capital contributions are recorded as revenue based on annual appropriations or when expenditures have been incurred in compliance with grant requirements. Government assistance and capital contributions represent 63% of total revenue for the year ended March 31, 2023. A significant decrease in this funding may negatively impact future operations of the Authority.

**(p) Taxes**

As a public benefit entity, the Authority is exempt from federal and state income tax, as well as state and local property and sales taxes, with the exception of certain agreements for payments made in lieu of tax.

**(q) Use of Estimates**

The preparation of financial statements in conformity with accounting principles generally accepted in the United States of America requires management to make certain estimates and assumptions that affect the amounts reported in the financial statements and accompanying notes. Actual results could differ from those estimates.

**(r) Administrative Services**

In accordance with agreements between the Authority and the New York State Department of Transportation, the Authority functions as the "host agency" for the Greater Buffalo Niagara Regional Transportation Council (GBNRTC), the designated Metropolitan Planning Organization (MPO) for the metro region including Erie and Niagara counties, and NITTEC, a regional traffic operations center. As the host agency for both organizations, the Authority provides certain administrative responsibilities relating to grants management and accounting functions; however, the Authority has no budgetary oversight and no responsibility for operations, deficits, or debts. Consequently, the Authority's financial statements do not include the assets, liabilities, revenues, or expenses of GBNRTC or NITTEC. The Authority administered reimbursement grants totaling \$7,501,000 for GBNRTC and NITTEC combined for the year ended March 31, 2023.

NIAGARA FRONTIER TRANSPORTATION AUTHORITY  
(A Component Unit of the State of New York)

Notes to Financial Statements

March 31, 2023

**(3) Change in Accounting Principle**

Effective April 1, 2022, the Authority adopted GASB Statement No. 87, *Leases*. This Statement establishes a single model for lease accounting based on the foundational principle that leases are financings of the right to use an underlying asset. Under this Statement, a lessor is required to recognize a lease liability and an intangible right-to-use asset, and a lessee is required to recognize a lease receivable and a deferred inflow of resources. The impact of this Statement on the Authority's balance sheet at April 1, 2022 is as follows:

Net position, April 1, 2022	\$ 126,425
Leases receivable	33,551
Interest receivable	167
Right-to-use lease assets	1,686
Accumulated amortization	(223)
Leases payable	(1,491)
Interest payable	(12)
Deferred inflows of resources	(32,938)
Net change	<u>740</u>
Net position, as restated, April 1, 2022	<u>\$ 127,165</u>

**(4) Cash Deposits and Investments**

The Authority has a written investment policy which is in compliance with the Authority's enabling legislation under Sections 1299-E and 2925(3)(f) of the New York State Public Authorities Law. Further, pursuant to collateralizing its investments, the Authority is subject to General Municipal Law Section 10, *Deposit of Public Money*, whereby all cash, cash equivalents, and investments are fully insured by the Federal Deposit Insurance Corporation (FDIC) and/or are fully collateralized with U.S. government obligations held in the name of the Authority. Investments consist of certificates of deposit and U.S. Treasury notes purchased directly by the Authority.

Custodial credit risk is the risk that, in the event of the failure of a depository financial institution, the Authority will not be able to recover deposits or will not be able to recover collateral securities that are in the possession of an outside party. At March 31, 2023, the Authority's bank deposits were fully insured by FDIC or collateralized in accordance with the above requirements.

Interest rate risk is the risk that changes in interest rates will adversely affect the fair value of an investment. In order to limit its exposure, the Authority limits the maturity dates of its investments.

NIAGARA FRONTIER TRANSPORTATION AUTHORITY  
(A Component Unit of the State of New York)

Notes to Financial Statements

March 31, 2023

**(5) Capital Assets (in thousands)**

	April 1, 2022 (As Restated)	Additions	Reclassifications and Disposals	March 31, 2023
Non-depreciable and non-amortizable capital assets:				
Land	\$ 64,538	\$ -	\$ -	\$ 64,538
Construction in progress	67,634	62,942	(62,010)	68,566
Total non-depreciable and non-amortizable assets	132,172	62,942	(62,010)	133,104
Depreciable capital assets:				
Land improvements	342,609	810	6,764	350,183
LRRT system	665,965	198	41,742	707,905
Airport buildings	359,419	231	995	360,645
Metropolitan transportation centers	23,126	198	-	23,324
Motor buses	172,334	-	(1,756)	170,578
Equipment, buildings, and other	171,054	37	1,700	172,791
Total depreciable capital assets	1,734,507	1,474	49,445	1,785,426
Accumulated depreciation:				
Land improvements	270,388	10,320	(49)	280,659
LRRT system	517,784	14,716	(326)	532,174
Airport buildings	175,345	11,095	-	186,440
Metropolitan transportation centers	17,373	412	-	17,785
Motor buses	123,752	9,857	(10,119)	123,490
Equipment, buildings, and other	128,511	7,306	(2,065)	133,752
Total accumulated depreciation	1,233,153	53,706	(12,559)	1,274,300
Total depreciable capital assets, net	501,354	(52,232)	62,004	511,126
Right-to-use lease assets:				
Buildings	1,686	-	-	1,686
Less accumulated amortization	223	223	-	446
Total right-to-use assets, net	1,463	(223)	-	1,240
Total capital assets, net	\$ 634,989	\$ 10,487	\$ (6)	\$ 645,470

The Authority, as lessor, has entered into non-cancelable leases for various buildings and airport concessions with options to extend through 2052. Corresponding rental income recognized during fiscal year 2023 totaled \$10,716,000 and interest on the lease receivable totaled \$1,530,000 at a rate of 3.6%.

Rental income is derived primarily from airport operations. At March 31, 2023, net airport capital assets totaled \$261,100,000, of which approximately 25% is leased to third parties (based on square footage).



NIAGARA FRONTIER TRANSPORTATION AUTHORITY  
(A Component Unit of the State of New York)

Notes to Financial Statements

March 31, 2023

**(6) Long-Term Debt (in thousands)**

(a) Airport Revenue Bonds 2019:	
Series A, maturing April 1, 2039 with variable annual principal payments commencing April 1, 2020, bearing interest at 5.0% (including unamortized premium of \$4,620 at March 31, 2023)	\$ 67,815
(b) Airport Revenue Bonds 2014:	
Series A, maturing April 1, 2029 with variable annual principal payments commencing April 1, 2015, bearing interest at 3.0% to 5.0% (including unamortized premium of \$1,495 at March 31, 2023)	43,415
(c) New York State, non-interest bearing	3,380
(d) Financed motor bus purchases, monthly payments with fixed interest rates ranging from 1.5% to 7.8%, maturing through 2032, secured by related equipment	7,439
(e) Buildings and concessions leases, monthly payments with fixed interest rates at 3.6%, maturing through 2038	1,302
	<u>123,351</u>
Less current portion	15,568
	<u>\$ 107,783</u>

- (a) On February 26, 2019, the Authority issued \$81,920,000 Series 2019A Airport Revenue Bonds at a premium of \$10,111,000. These bonds were issued to provide financing for certain capital improvements at BNIA and to refund outstanding Series 2004A and 2004C bonds in the amounts of \$24,350,000 and \$3,825,000, respectively.
- (b) On September 3, 2014, the Authority issued \$65,340,000 Series 2014A and \$12,430,000 Series 2014B Airport Revenue Bonds at a premium of \$9,336,000. These bonds were issued to refund outstanding Series 1999A, 1999B, and 1998 bonds in the amounts of \$61,525,000, \$13,775,000, and \$13,485,000, respectively.
- (c) The State Legislature passed a law in 1994 that granted the Authority immediate relief from the repayment covenant for a non-interest-bearing loan totaling \$3,380,000. The law provides in pertinent part that repayment of the loan would be deferred for a two-year period, which expired on May 12, 1996. The Director of the Budget has been granted the discretion to either enter into an agreement with the Authority setting forth a schedule for reimbursement without interest or waive the requirement for reimbursement in whole or in part. No decision has been made to date. Maturities for this loan have been included in the category of loans and capital leases for long-term debt maturities for 2033 due to the uncertainty of repayment.

The Airport Revenue Bonds from 2019 and 2014 are payable from and secured by a lien against net revenues derived from the operations of the BNIA. Payment of scheduled bond principal and interest payments are also guaranteed by municipal bond insurance policies maintained by the Authority. The bonds are special limited obligations of the Authority. They are neither general obligations of the Authority nor a debt of the State or any political subdivision.

NIAGARA FRONTIER TRANSPORTATION AUTHORITY  
(A Component Unit of the State of New York)

Notes to Financial Statements

March 31, 2023

Changes in long-term debt for the year ended March 31, 2023 were as follows (in thousands):

Balance, beginning of year, as restated	\$ 141,219
Less repayment of long-term debt including premium amortization	17,868
Balance, end of year	<u>123,351</u>
Less current portion	15,568
Noncurrent portion	<u>\$ 107,783</u>

Required principal and interest payments for long-term debt, including unamortized premiums, are as follows (in thousands):

	Loans		Serial Bonds			Leases	
	Principal	Interest	Principal	Unamortized Premium	Interest	Principal	Interest
Years ending March 31,							
2024	\$ 2,992	\$ 293	\$ 12,370	\$ 1,416	\$ 5,084	\$ 206	\$ 45
2025	1,583	226	12,950	1,162	4,457	221	38
2026	685	183	8,235	1,046	3,933	161	29
2027	257	160	8,450	937	3,518	52	25
2028	277	139	8,870	832	3,093	42	23
2029-2033	5,025	324	26,875	722	9,630	259	90
2034-2038	-	-	18,570	-	4,610	361	35
2039-2040	-	-	8,795	-	445	-	-
	<u>\$ 10,819</u>	<u>\$ 1,325</u>	<u>\$ 105,115</u>	<u>\$ 6,115</u>	<u>\$ 34,770</u>	<u>\$ 1,302</u>	<u>\$ 285</u>

At March 31, 2023, the Authority was in compliance with all loan and bond covenants.

**(7) Passenger Facility Charges**

In 1992, the FAA approved the Authority's application to impose collection of Passenger Facility Charges (PFC) at the BNIA, and in 2018, the FAA approved collection of such charges at NFIA. PFCs, which are restricted for certain FAA-approved projects at the BNIA and NFIA, are included in non-operating revenues and totaled \$8,714,000 for the year ended March 31, 2023.

NIAGARA FRONTIER TRANSPORTATION AUTHORITY  
(A Component Unit of the State of New York)

Notes to Financial Statements

March 31, 2023

**(8) Government Assistance**

Operations are subsidized by payments from the FTA under Sections 5307 and 5311 of the Urban Mass Transportation Administration (UMTA) Act; the State and Erie and Niagara Counties (pursuant to State transportation laws); and the Buffalo & Fort Erie Public Bridge Authority. Assistance recognized as revenue for the year ended March 31, 2023 was as follows (in thousands):

**Metro:**

FTA:

Sections 5307 and 5311 assistance	\$ 19,088
CARES, CRSSA, and ARP Acts	596
Total Federal	<u>19,684</u>

State:

Statewide transit operating assistance program	64,066
Section 18b assistance	4,100
Section 5307 capital maintenance match	2,376
Total State	<u>70,542</u>

Erie County:

Mortgage recording tax (section 88a)	11,810
Section 18b matching funds	3,657
Sales tax receipts	26,840
Total Erie County	<u>42,307</u>

Niagara County:

Mortgage recording tax	2,016
Section 18b matching funds	443
Total Niagara County	<u>2,459</u>

Buffalo and Fort Erie Public Bridge Authority	200
	<u>135,192</u>

**NFTA:**

Other	559
	<u>\$ 135,751</u>

NIAGARA FRONTIER TRANSPORTATION AUTHORITY  
(A Component Unit of the State of New York)

Notes to Financial Statements

March 31, 2023

**(9) Pensions**

**(a) New York State Retirement System**

The Authority participates in ERS and PFRS (the Systems), which are cost-sharing, multiple-employer, public employee retirement systems that provide retirement benefits as well as death and disability benefits. New York State Retirement and Social Security Law (NYSRSSL) governs obligations of employers and employees to contribute and provide benefits to employees. The benefits to employees are guaranteed under the State constitution. The Authority's election to participate in the State plans is irrevocable.

As set forth in NYSRSSL, the Comptroller of the State (the Comptroller) serves as sole trustee and administrative head of the Systems. The Comptroller adopts and may amend rules and regulations for the administration and transaction of the business of the Systems and for the custody and control of its funds. The Systems issue publicly available financial reports that include financial statements and required supplementary information. Those reports may be obtained from the New York State and Local Retirement System at [www.osc.state.ny.us/retire](http://www.osc.state.ny.us/retire).

*Benefits:* The Systems provide retirement, disability, and death benefits for eligible members, including automatic cost of living adjustments. In general, retirement benefits are determined based on an employee's individual circumstances using a pension factor, an age factor, and final average salary. The benefits vary depending on the individual's employment tier. Pension factors are determined based on tier and an employee's years of service, among other factors.

*Contribution requirements:* No employee contributions are required for those whose service began prior to July 27, 1976. The Systems require employee contributions of 3% of salary for the first 10 years of service for those employees who joined the Systems on or after July 27, 1976 through December 31, 2009. Participants whose service began on or after January 1, 2010 through March 31, 2012 are required to contribute 3% of their salary for the entire length of service. Employees who joined on or after April 1, 2012 contribute based on annual wages at a rate of 3% to 6% each year, based on their level of compensation. The Comptroller annually certifies the rates used, expressed as a percentage of the wages of participants, to compute the contributions required to be made by the Authority to the pension accumulation fund. For payments made in fiscal year 2023, rates ranged from 8.2% - 17.5% for ERS and 9.6% - 29.9% for PFRS.

The Authority participates in the New York State Pension Contribution Stabilization Program (the Program), an optional program which establishes a graded contribution rate system that enables the Authority to pay a portion of its annual contributions over time and more accurately predict pension costs. At March 31, 2023, \$1,656,000 is due to the Systems pursuant to the Authority's participation in the Program which is included in other current and noncurrent liabilities in the accompanying balance sheet.

NIAGARA FRONTIER TRANSPORTATION AUTHORITY  
(A Component Unit of the State of New York)

Notes to Financial Statements

March 31, 2023

**Net Pension Position, Pension Expense, and Deferred Outflows and Deferred Inflows of Resources Related to Pensions**

At March 31, 2023, the Authority reported an asset of \$6,558,000 and a liability of \$1,698,000 for its proportionate shares of the ERS and PFRS net pension positions, respectively.

The total pension liability at the March 31, 2022 measurement date was determined by an actuarial valuation as of April 1, 2021, with update procedures applied to roll forward the total pension liability to March 31, 2022. The Authority's proportion of the net pension position was based on the ratio of its actuarially determined employer contribution to ERS's and PFRS's total actuarially determined employer contributions for the fiscal year ended on the measurement date. At the March 31, 2022 measurement date, the Authority's proportion was 0.0802221% for ERS, a decrease of 0.0026299, and 0.2988394% for PFRS, a decrease of 0.0132825 from their respective proportions measured as of March 31, 2021.

For the year ended March 31, 2023, the Authority recognized related pension expense of \$1,766,000 and reported deferred outflows and deferred inflows of resources as follows (in thousands):

	ERS		PFRS	
	Deferred Outflows of Resources	Deferred Inflows of Resources	Deferred Outflows of Resources	Deferred Inflows of Resources
Differences between expected and actual experience	\$ 497	\$ (644)	\$ 915	\$ -
Changes of assumptions	10,945	(185)	10,160	-
Net difference between projected and actual earnings on pension plan investments	-	(21,474)	-	(14,264)
Changes in proportion and differences between Authority contributions and proportionate share of contributions	901	(499)	448	(1,794)
Authority contributions subsequent to the measurement date	3,174	-	2,729	-
	<u>\$ 15,517</u>	<u>\$ (22,802)</u>	<u>\$ 14,252</u>	<u>\$ (16,058)</u>

Authority contributions subsequent to the measurement date will be recognized as an addition to (a reduction of) the net pension asset (liability) in the subsequent year. Other amounts reported as deferred outflows and deferred inflows of resources related to pensions will be recognized in pension expense as follows (in thousands):

Years Ending March 31,	ERS	PFRS
2024	\$ (1,486)	\$ (1,064)
2025	(2,327)	(1,470)
2026	(5,530)	(3,606)
2027	(1,116)	1,729
2028	-	(124)
	<u>\$ (10,459)</u>	<u>\$ (4,535)</u>

NIAGARA FRONTIER TRANSPORTATION AUTHORITY  
(A Component Unit of the State of New York)

Notes to Financial Statements

March 31, 2023

**Actuarial Assumptions**

The actuarial assumptions used in the April 1, 2021 valuation, with update procedures used to roll forward the total pension liability to March 31, 2022, were based on the results of an actuarial experience study for the period April 1, 2015 to March 31, 2020. These assumptions are:

*Inflation* - 2.7%

*Salary increases* - 4.4% (ERS), 6.2% (PFRS)

*Cost of living adjustments* - 1.4% annually

*Investment rate of return* - 5.9% compounded annually, net of investment expense, including inflation

*Mortality* - Society of Actuaries' Scale MP-2020

*Discount rate* - 5.9%

The long-term expected rate of return on pension plan investments was determined using a building-block method in which best-estimate ranges of expected future real rates of return (expected return, net of investment expenses and inflation) are developed for each major asset class. These ranges are combined to produce the long-term expected rate of return by weighting the expected future real rates of return by the target asset allocation percentage and by adding expected inflation.

**Investment Asset Allocation**

Best estimates of arithmetic real rates of return (net of the long-term inflation assumption) for each major asset class and the Systems' target asset allocations as of the valuation date are summarized as follows:

Asset Class	Target Allocation	Long-Term Expected Real Rate of Return
Domestic equities	32%	3.3%
International equities	15%	5.9%
Private equities	10%	6.5%
Real estate	9%	5.0%
Domestic fixed income securities	23%	-
Short-term	1%	(1.0)%
Other	10%	3.8%-5.8%
	<u>100%</u>	

**Discount Rate**

The discount rate projection of cash flows assumed that contributions from plan members will be made at the current member contribution rates and that contributions from employers will be made at statutorily required rates, actuarially determined. Based on those assumptions, the Systems' fiduciary net position was projected to be available to make all projected future benefit payments of current plan members. Therefore, the long-term expected rate of return on pension plan investments was applied to all periods of projected benefit payments to determine the total pension liability.

NIAGARA FRONTIER TRANSPORTATION AUTHORITY  
(A Component Unit of the State of New York)

Notes to Financial Statements

March 31, 2023

The following presents the Authority's proportionate share of its net pension asset (liability) for ERS and PFRS as of March 31, 2023 calculated using the discount rate of 5.9% and the impact of using a discount rate that is 1% lower and 1% higher (in thousands):

	1.0% Lower Discount Rate (4.9%)	Current Discount Rate (5.9%)	1.0% Higher Discount Rate (6.9%)
Authority's proportionate share of the ERS net pension asset (liability)	\$ (16,880)	\$ 6,558	\$ 26,162
Authority's proportionate share of the PFRS net pension asset (liability)	\$ (18,883)	\$ (1,698)	\$ 12,527

**(b) Niagara Frontier Transit Metro System, Inc. Retirement Plan**

The Metro Plan is a single employer defined benefit pension plan covering certain full-time non-union employees previously employed by Metro. Participation in the Metro Plan was frozen effective January 1, 1998.

*Benefits:* The Metro Plan provides for retirement and death benefits for eligible members. In general, retirement benefits are determined based on an employee's individual circumstances based on age, years of credited service, and compensation.

*Employees Covered by Benefit Terms:* At the March 31, 2022 measurement date, the following employees were covered by the Metro Plan:

Retirees	41
Beneficiaries	10
Terminated vested	14
	<u>65</u>

*Contribution requirements:* The Authority pays the full cost of all benefits provided under the Metro Plan. The Authority's policy is to fund the minimum recommended contribution as actuarially determined annually. No contributions were required for 2023.

NIAGARA FRONTIER TRANSPORTATION AUTHORITY  
(A Component Unit of the State of New York)

Notes to Financial Statements

March 31, 2023

**Net Pension Asset (Liability)**

The net pension asset as of March 31, 2023 was measured as of March 31, 2022 based on an actuarial valuation as of the same date. Actuarial assumptions applied to all periods included in the measurement are as follows:

*Actuarial Cost Method* - Entry Age Normal

*Mortality* - Generational PUB-2010 Mortality Table for General Employees (Amount Weighted Version) projected using Scale MP-2021

*Rate of Return on Plan Assets* - 6.5%

*Discount Rate* - The Plan's fiduciary net position is projected to be available to meet all projected future benefit payments resulting in a single discount rate of 6.5%

*Assumed Retirement Age* - Age first eligible for unreduced benefits

**Changes in the Net Pension Asset (Liability) (in thousands)**

	Total Pension Liability	Plan Fiduciary Net Position	Net Pension Asset
Balances at March 31, 2022	\$ (3,241)	\$ 4,203	\$ 962
Changes for the year:			
Interest	(198)	-	(198)
Differences between expected and actual experience	44	-	44
Changes of assumptions	(8)	-	(8)
Employer contributions	-	-	-
Net investment income	-	517	517
Benefit payments	379	(379)	-
Administrative expense	-	(7)	(7)
Net changes	217	131	348
Balances at March 31, 2023	\$ (3,024)	\$ 4,334	\$ 1,310

The following presents the Authority's Metro Plan net pension asset (liability) as of March 31, 2023 calculated using the discount rate of 6.5% and the impact of using a discount rate that is 1% lower and 1% higher (in thousands):

	1.0% Lower Discount Rate (5.5%)	Current Discount Rate (6.5%)	1.0% Higher Discount Rate (7.5%)
Authority's Metro Plan net pension asset (liability)	\$ 1,119,000	\$ 1,310,000	\$ 1,481,000

**(c) Amalgamated Transit Union Division 1342 Niagara Frontier Transport System Pension Fund**

All full-time Metro employees who are ATU members are covered by the Amalgamated Transit Union Division 1342 Niagara Frontier Transit System Pension Fund (the ATU Plan), a defined benefit pension plan established in accordance with an Agreement and Declaration of Trust between the ATU and Metro (the Agreement). Pursuant to the ATU Union Contract, a portion of part-time employee compensation is also contributed by Metro to the ATU Plan, although part-time employees do not participate in or benefit from the ATU Plan.



NIAGARA FRONTIER TRANSPORTATION AUTHORITY  
(A Component Unit of the State of New York)

Notes to Financial Statements

March 31, 2023

The ATU Plan is managed by four trustees: two union representatives and two management representatives. These trustees are responsible for management of investments and payments to retirees. The ATU Plan issues a publicly available financial report that includes financial statements and notes. That report may be obtained by writing to Amalgamated Transit Union Local 1342, 196 Orchard Park Road, West Seneca, New York 14224.

**Funding Requirement**

On a weekly basis, each eligible employee is required to contribute the greater of sixteen dollars or 5% of payroll. Metro's contribution is 11% of eligible employee wages and is determined pursuant to the collective bargaining agreement (CBA) between Metro and the ATU. Metro's contributions to the Plan recorded on the statement of revenues, expenses and changes in net position, pursuant to the CBA, totaled \$6,279,000 for 2023. The Agreement provides that Metro is not obligated to make any other payment to fund the benefits or to meet any expenses of administration and, in the event of termination, Metro will have no obligation for further contributions to the ATU Plan. Therefore, net pension assets and liabilities of the ATU plan are not recorded by the Authority.

**(d) Postretirement Medical Premium Stipend Plan**

The Authority's Metro retirees are provided with a monthly stipend (Stipend Plan) representing the insurance premium amount of single medical coverage if they retired prior to January 1, 2004. If they retired subsequent to January 1, 2004, Metro retirees are provided with continuation of full medical coverage as described in Note 10.

As of March 31, 2023, there are 100 retirees within Metro who retired prior to January 1, 2004. Monthly, each retiree is provided with a cash stipend equivalent to the single medical premium cost or, if enrolled in Medicare, the retiree is provided with an amount equal to the Medicare Part B premium and \$932. The retiree has the option of any combination of cash stipend and/or health insurance continuation.

The Authority's annual pension cost and net pension obligation as of March 31, 2023 related to the Stipend Plan was (in thousands):

	Total Pension Liability	Plan Fiduciary Net Position	Net Pension Liability
Balances at March 31, 2022	\$ (12,108)	\$ -	\$ (12,108)
Changes for the year:			
Interest	(325)	-	(325)
Differences between expected and actual experience	528	-	528
Changes of assumptions	657	-	657
Benefit payments	1,257	-	1,257
Net changes	2,117	-	2,117
Balances at March 31, 2023	\$ (9,991)	\$ -	\$ (9,991)

The net pension liability was measured as of March 31, 2023 based on an actuarial valuation as of the same date. Actuarial methods and assumptions applied to all periods included in the measurement are as follows:

*Healthcare Cost Trend* - estimated at 5.8% next year, ultimately declining to 3.94% in 2075

*Actuarial Cost Method* – Projected Unit Credit

*Discount Rate* – 3.78%

*Mortality* - Generational PUB-2010 Mortality Table for General Employees projected using Scale MP-2021

*Inflation Rate* - 2.5%

NIAGARA FRONTIER TRANSPORTATION AUTHORITY  
(A Component Unit of the State of New York)

Notes to Financial Statements

March 31, 2023

The following presents the Authority's Stipend Plan net pension liability as of March 31, 2023 calculated using the discount rate of 3.78% and the impact of using a discount rate that is 1% lower and 1% higher (in thousands):

	1.0% Lower Discount Rate (2.78%)	Current Discount Rate (3.78%)	1.0% Higher Discount Rate (4.78%)
Authority's Stipend Plan net pension liability	\$ (10,725)	\$ (9,991)	\$ (9,348)

**(10) OPEB**

The Authority provides a defined benefit postemployment health care plan (the Plan) for essentially all full-time employees with a minimum of ten years of service upon retirement. Upon retirement, most Authority employees are provided a portion of medical coverage while certain employees hired prior to February 2004 are provided with continuation of full medical coverage.

At the actuarial valuation date of March 31, 2022, employees covered by the Plan include:

Active employees	1,418
Inactive employees or beneficiaries currently receiving benefits	1,167
Inactive employees entitled to but not yet receiving benefits	-
	<u>2,585</u>

**Total OPEB Liability**

The total OPEB liability of \$502,015,000 was measured as of March 31, 2022, determined by an actuarial valuation as of March 31, 2022. The total OPEB liability was determined using the following actuarial assumptions and other inputs, applied to all periods included in the measurement, unless otherwise specified:

*Healthcare cost trend rates* - based on the Society of Actuaries Long-Term Healthcare Cost Trend Model, initially 7.5%, then decreasing slowly to an ultimate rate of 3.94% after 2075

*Salary increases* - 0.8% - 12.4%

*Mortality* - Generational PUB-2010 Mortality Table for General Employees projected using Scale MP-2021

*Discount rate* - 2.83% based on the General Obligation 20-Year Bond rate

*Inflation rate* - 2.5%

**Changes in the Total OPEB Liability (in thousands)**

	Total OPEB Liability
Balance at March 31, 2022	\$ (593,828)
Changes for the year:	
Service cost	(32,248)
Interest	(13,294)
Difference between expected and actual experience	73,302
Changes of assumptions or other inputs	47,742
Benefit payments	16,311
Net changes	<u>91,813</u>
Balance at March 31, 2023	<u>\$ (502,015)</u>

NIAGARA FRONTIER TRANSPORTATION AUTHORITY  
(A Component Unit of the State of New York)

Notes to Financial Statements

March 31, 2023

The following presents the sensitivity of the Authority's total OPEB liability to changes in the discount rate, including what the Authority's total OPEB liability would be if it were calculated using a discount rate that is 1% higher or lower than the current discount rate (in thousands):

	1.0% Lower Discount Rate (1.83%)	Current Discount Rate (2.83%)	1.0% Higher Discount Rate (3.83%)
Total OPEB liability	\$ (582,197)	\$ (502,015)	\$ (437,019)

The following presents the sensitivity of the Authority's total OPEB liability to changes in the healthcare cost trend rates, including what the Authority's total OPEB liability would be if it were calculated using trend rates that are 1% higher or lower than the current healthcare cost trend rates (in thousands):

	1.0% Lower (6.5%-2.94%)	Current Rate (7.5%-3.94%)	1.0% Higher (8.5%-4.94%)
Total OPEB liability	\$ (428,642)	\$ (502,015)	\$ (595,257)

**OPEB Expense and Deferred Outflows and Deferred Inflows of Resources Related to OPEB**

For the year ended March 31, 2023, the Authority recognized OPEB expense of \$26,634,000 and reported deferred outflows and deferred inflows of resources as follows (in thousands):

	Deferred Outflows of Resources	Deferred Inflows of Resources
Differences between expected and actual experience	\$ -	\$ (126,701)
Changes of assumptions	55,317	(40,922)
Change in proportion	14,203	(14,203)
Benefits paid subsequent to the measurement date	11,336	-
	<u>\$ 80,856</u>	<u>\$ (181,826)</u>

Benefit payments subsequent to the measurement date will be recognized as a reduction of the total OPEB liability in the subsequent year. Other amounts reported as deferred outflows and deferred inflows of resources related to OPEB will be recognized in OPEB expense as follows (in thousands):

Years Ending March 31,	
2024	\$ (18,908)
2025	(18,910)
2026	(21,117)
2027	(21,466)
2028	(14,611)
2029	(17,294)
	<u>\$ (112,306)</u>

NIAGARA FRONTIER TRANSPORTATION AUTHORITY  
(A Component Unit of the State of New York)

Notes to Financial Statements

March 31, 2023

**(11) Commitments and Contingencies**

**(a) Litigation and Claims**

In the normal course of business, it is not uncommon for the Authority to incur litigation surrounding certain events. There are outstanding lawsuits involving substantial amounts that have been filed against the Authority. Based on the facts presently known, management and in-house legal counsel do not expect these matters to have a material adverse effect on the Authority's financial condition or results of operations.

**(b) Self-Insured Claims**

The Authority assumes the liability for most risks including, but not limited to, workers compensation, health, property damage, environmental claims, and personal injury claims. The Authority has excess insurance from commercial carriers to cover claims in excess of \$1,250,000 per occurrence for workers compensation claims and limits ranging from \$50,000 to \$5,000,000 depending on the type of claim for other self-insured claims. Estimated liabilities for claims not covered by insurance have been reflected in the financial statements when it is probable that a loss has occurred and the amount can be reasonably estimated. Workers' compensation liabilities are estimated based on an actuarial valuation dated April 14, 2023. Other self-insured liabilities are estimated by the Authority based on available information. Management believes the estimated liabilities are reasonable based upon historical experience and the opinions of internal risk management administrators and legal counsel.

Changes in the reported liability claims for the year ended March 31, 2023 are as follows (in thousands):

Liability, beginning of year	\$ 40,140
Current year claims and change in estimates	3,616
Claim payments	<u>(8,176)</u>
Liability, end of year	<u>\$ 35,580</u>

**(c) Project Commitments**

As of March 31, 2023, the Authority has commenced several projects including:

- BNIA runways 5/23 Reconstruction-Design/Construction estimated at \$100,674,000 of which \$4,957,000 was expended
- Metro Rail Escalator/Elevator Rehabilitation estimated at \$22,226,000 of which \$18,667,000 was expended
- Rail Station Rehab/Upgrade estimated at \$8,085,000 of which \$1,364,000 was expended
- Track bed Replacement Mohawk-Eagle Design and Construction estimated at \$29,529,000 of which \$999,000 was expended
- Metro DL&W Station estimated at \$60,253,000 of which \$39,914,000 was expended
- Metro Electric Bus Infrastructure estimated at \$15,594,000 of which \$4,774,000 was expended

NIAGARA FRONTIER TRANSPORTATION AUTHORITY  
(A Component Unit of the State of New York)

Notes to Financial Statements

March 31, 2023

- Metro (Bus and Rail) fare collection upgrade estimated at \$27,448,000 of which \$23,135,000 was expended
- Metro Rail Station Panel Liner Rehabilitation estimated at \$24,230,000 of which \$892,000 was expended
- Metro Amherst/Buffalo LRRT Extension estimated at \$31,000,000 of which \$5,926,000 was expended

Funding for these projects is provided by federal and state grant awards, Passenger Facility Charges, and other local/Authority revenue sources.

**(12) Segment Information – Buffalo Niagara International Airport**

BNIA is Western New York's primary passenger and cargo airport. In fiscal year 1991, the Authority began the Airport Improvement Program to build a new terminal building and provide improved facilities for BNIA passengers. The Authority issued Airport Revenue Bonds (Note 6) pursuant to a Master Resolution approved by the Board of Commissioners for the construction of BNIA. The Master Resolution contains certain compliance covenants including a requirement that net airport revenues be a minimum percentage of net debt service. The bonds are payable from and are secured by a lien on net revenues derived from the operations of BNIA. The bonds are special limited obligations of the Authority. They are neither general obligations of the Authority nor a debt of the State or any political subdivision.

**(a) BNIA Condensed Balance Sheet (in thousands)**

Assets:	
Current and other	\$ 145,797
Capital assets, net	261,062
Total assets	<u>406,859</u>
Deferred outflows of resources	<u>13,302</u>
Total assets and deferred outflows of resources	<u>\$ 420,161</u>
Liabilities:	
Current liabilities	\$ 24,476
Noncurrent liabilities	122,276
Total liabilities	<u>146,752</u>
Deferred inflows of resources	<u>35,414</u>
Net position:	
Net investment in capital assets	146,388
Restricted	66,572
Unrestricted	25,035
Total net position	<u>237,995</u>
Total liabilities, deferred inflows of resources, and net position	<u>\$ 420,161</u>

NIAGARA FRONTIER TRANSPORTATION AUTHORITY  
(A Component Unit of the State of New York)

Notes to Financial Statements

March 31, 2023

**(b) BNIA Condensed Statement of Revenues, Expenses and Changes in Net Position (in thousands)**

Operating revenues:	
Concessions and commissions	\$ 30,039
Rental income	12,635
Airport fees and services	20,380
Other operating revenues	4,924
Total operating revenues	<u>67,978</u>
Operating expenses	48,365
Depreciation and amortization expense	<u>19,006</u>
 Operating income	 607
 Non-operating revenues (expenses):	
Passenger facility charges	7,647
Interest expense, net	(1,895)
Other non-operating revenues, net	<u>(1,391)</u>
 Total non-operating net revenues	 <u>4,361</u>
 Change in net position before capital contributions	 4,968
 Capital contributions	 <u>16,409</u>
 Change in net position	 21,377
 Net position – beginning of year, as restated	 <u>216,618</u>
Net position – end of year	<u>\$ 237,995</u>

**(c) BNIA Condensed Statement of Cash Flows (in thousands)**

Net operating activities	\$ 25,821
Net investing activities	(14,001)
Net capital and related financing activities	<u>(1,228)</u>
 Net change in cash	 10,592
 Cash, beginning of year	 <u>54,175</u>
 Cash, end of year	 <u>\$ 64,767</u>

NIAGARA FRONTIER TRANSPORTATION AUTHORITY  
(A Component Unit of the State of New York)

Notes to Financial Statements

March 31, 2023

**(d) Master Resolution Covenant**

As required by the Master Resolution authorizing the issuance of airport revenue bonds, the Authority charges rates, rentals, and fees at the BNIA which are sufficient to pay debt service, operating expenses, and any and all other claims and charges relating to the BNIA. In addition, net airport revenues must at all times be at least 125% of the maximum net debt service on all bonds outstanding. The Authority has the ability to bill the airlines to meet the bond covenant pursuant to the Airline Use and Lease Agreement. In lieu of billing the airlines to meet the covenant, BNIA utilized CRRSA and ARP Acts funding to make 2023 principal and interest payments.

Airport revenues are defined in the Master Resolution as the total of all revenue from all sources collected by the Authority at the BNIA, which specifically excludes passenger facility charges and includes interest income. Passenger facility charges are not pledged as security for the Airport Revenue Bonds. Operating expenses are defined as all costs to operate and maintain the BNIA including general, administrative, and professional fee expenses allocated by the Authority. Debt service is defined as the total amount required to pay the maximum current or future year principal and interest, net of amounts available for the payment of interest as defined by the Master Resolution (in thousands).

Airport revenues:	
Operating revenues	\$ 67,978
Interest income	1,701
Gross airport revenues	<u>69,679</u>
Operating expenses, excluding depreciation and amortization	<u>(48,365)</u>
Net airport revenues	<u>21,314</u>
Net debt service:	
Principal payments	11,980
Interest payments	5,692
Passenger facility charges	-
CRRSA and ARP Acts grant funds	<u>(7,369)</u>
Net debt service	<u>\$ 10,303</u>
Debt service coverage percentage	206.87%
Minimum percentage requirement	<u>125.00%</u>

**(13) Risks and Uncertainties Due to COVID-19**

On January 31, 2020, the United States Secretary of Health and Human Services (HHS) declared a public health emergency related to the global spread of coronavirus COVID-19, and a pandemic was declared by the World Health Organization in February 2020. Efforts to fight the widespread disease included limiting or closing many businesses and resulted in a severe disruption of operations for organizations. Financial markets also experienced significant fluctuations.

Beginning in March 2020, the Authority experienced a significant decline in ridership and temporarily stopped collecting fares beginning March 27, 2020. Fare collection resumed on June 29, 2020 for all NFTA-Metro services. Fare collections continue to be impacted as many businesses have provided for work-from-home policies. These policies will continue to impact fare collection revenues. Air travel has rebounded steadily upon lifting COVID-19 and Canadian border restrictions. The Authority has been allocated an estimated \$236.0 million through three rounds of Federal COVID relief funding [Note 1(o)].

NIAGARA FRONTIER TRANSPORTATION AUTHORITY  
(A Component Unit of the State of New York)

**Required Supplementary Information (Unaudited)**  
**Schedule of the Authority's Proportionate Share of the Net Pension Position**  
**New York State and Local Retirement System (In thousands)**

As of the measurement date of March 31,	2022	2021	2020	2019	2018	2017	2016	2015
<b>ERS</b>								
Authority's proportion of the net pension position	0.0802221%	0.0828520%	0.0863638%	0.0888401%	0.0867945%	0.0853631%	0.0878622%	0.0881407%
Authority's proportionate share of the net pension asset (liability)	\$ 6,558	\$ (82)	\$ (22,870)	\$ (6,295)	\$ (2,801)	\$ (8,021)	\$ (14,102)	\$ (2,978)
Authority's covered payroll	\$ 26,998	\$ 27,580	\$ 26,974	\$ 26,427	\$ 25,420	\$ 24,628	\$ 24,187	\$ 24,546
Authority's proportionate share of the net pension position as a percentage of its covered payroll	24.29%	0.30%	84.79%	23.82%	11.02%	32.57%	58.30%	12.13%
Plan fiduciary net position as a percentage of the total pension liability	103.65%	99.95%	86.39%	96.27%	98.24%	94.70%	90.70%	97.90%
<b>PFRS</b>								
Authority's proportion of the net pension position	0.2988394%	0.3121219%	0.2849842%	0.2973909%	0.2872086%	0.2760008%	0.2766259%	0.2697875%
Authority's proportionate share of the net pension asset (liability)	\$ (1,698)	\$ (5,419)	\$ (15,232)	\$ (4,987)	\$ (2,903)	\$ (5,720)	\$ (8,190)	\$ (742)
Authority's covered payroll	\$ 9,689	\$ 10,089	\$ 9,600	\$ 9,723	\$ 9,311	\$ 9,078	\$ 9,675	\$ 9,124
Authority's proportionate share of the net pension position as a percentage of its covered payroll	17.53%	53.71%	158.67%	51.29%	31.18%	63.01%	84.65%	8.13%
Plan fiduciary net position as a percentage of the total pension liability	98.66%	95.79%	84.86%	95.09%	96.93%	93.50%	90.20%	99.00%
The following is a summary of changes of assumptions:								
Inflation	2.7%	2.7%	2.5%	2.5%	2.5%	2.5%	2.5%	2.7%
Salary increases - ERS	4.4%	4.4%	4.2%	4.2%	3.8%	3.8%	3.8%	4.9%
Salary increases - PFRS	6.2%	6.2%	5.0%	5.0%	4.5%	4.5%	4.5%	6.0%
Cost of living adjustments	1.4%	1.4%	1.3%	1.3%	1.3%	1.3%	1.3%	1.4%
Investment rate of return	5.9%	5.9%	6.8%	7.0%	7.0%	7.0%	7.0%	7.5%
Discount rate	5.9%	5.9%	6.8%	7.0%	7.0%	7.0%	7.0%	7.5%
Society of Actuaries' mortality scale	MP-2020	MP-2020	MP-2018	MP-2014	MP-2014	MP-2014	MP-2014	MP-2014

Data prior to 2015 is unavailable.



NIAGARA FRONTIER TRANSPORTATION AUTHORITY  
(A Component Unit of the State of New York)

**Required Supplementary Information (Unaudited)**  
**Schedule of Authority Contributions**  
**New York State and Local Retirement System (In thousands)**

For the years ended March 31,	2023	2022	2021	2020	2019	2018	2017	2016	2015	2014
<b>ERS</b>										
Contractually required contribution	\$ 3,174	\$ 4,144	\$ 3,833	\$ 3,718	\$ 3,739	\$ 3,729	\$ 3,787	\$ 4,291	\$ 4,855	\$ 4,541
Contribution in relation to the contractually required contribution	(3,174)	(4,144)	(3,833)	(3,718)	(3,739)	(3,729)	(3,787)	(4,291)	(4,855)	(4,541)
Contribution deficiency (excess)	\$ -	\$ -	\$ -	\$ -	\$ -	\$ -	\$ -	\$ -	\$ -	\$ -
Authority's covered payroll	\$ 28,970	\$ 26,998	\$ 27,580	\$ 26,974	\$ 26,427	\$ 25,420	\$ 24,628	\$ 24,187	\$ 24,546	\$ 22,847
Contributions as a percentage of covered payroll	10.96%	15.35%	13.90%	13.78%	14.15%	14.67%	15.38%	17.74%	19.78%	19.88%
<b>PFRS</b>										
Contractually required contribution	\$ 2,729	\$ 2,551	\$ 2,268	\$ 2,095	\$ 2,123	\$ 2,137	\$ 2,115	\$ 1,962	\$ 2,394	\$ 2,230
Contribution in relation to the contractually required contribution	(2,729)	(2,551)	(2,268)	(2,095)	(2,123)	(2,137)	(2,115)	(1,962)	(2,394)	(2,230)
Contribution deficiency (excess)	\$ -	\$ -	\$ -	\$ -	\$ -	\$ -	\$ -	\$ -	\$ -	\$ -
Authority's covered payroll	\$ 10,684	\$ 9,689	\$ 10,089	\$ 9,600	\$ 9,723	\$ 9,311	\$ 9,078	\$ 9,675	\$ 9,124	\$ 8,796
Contributions as a percentage of covered payroll	25.54%	26.33%	22.48%	21.82%	21.83%	22.95%	23.30%	20.28%	26.24%	25.35%

NIAGARA FRONTIER TRANSPORTATION AUTHORITY  
(A Component Unit of the State of New York)

**Required Supplementary Information (Unaudited)**  
**Schedule of Total Pension Liability**  
**Postretirement Medical Premium Stipend Plan (In thousands)**

March 31,	2023	2022	2021	2020	2019	2018	2017
Total pension liability							
Interest	\$ (325)	\$ (314)	\$ (386)	\$ (553)	\$ (653)	\$ (722)	\$ (922)
Differences between expected and actual experience	528	832	519	604	909	(219)	1,661
Changes of assumptions	657	504	89	(1,063)	(61)	(366)	(1,055)
Benefit payments	1,257	1,412	1,569	1,685	1,824	1,995	2,118
	2,117	2,434	1,791	673	2,019	688	1,802
Total pension liability - beginning	(12,108)	(14,542)	(16,333)	(17,006)	(19,025)	(19,713)	(21,515)
Total pension liability - ending	\$ (9,991)	\$ (12,108)	\$ (14,542)	\$ (16,333)	\$ (17,006)	\$ (19,025)	\$ (19,713)

The plan has no assets accumulated in a trust that meets the criteria in paragraph 4 of GASB Statement No. 73.

The following is a summary of changes of assumptions:

Healthcare cost trend rates	5.8% - 3.9%	6.0% - 3.9%	5.1% - 4.0%	5.6% - 3.9%	5.9% - 4.9%	5.9% - 4.9%	5.9% - 4.9%
Inflation	2.5%	2.5%	2.5%	3.0%	3.0%	3.0%	3.0%
Discount rate	3.78%	2.83%	2.27%	2.48%	3.42%	3.61%	3.86%
Society of Actuaries' mortality scale	MP-2021	MP-2020	MP-2020	MP-2019	MP-2018	MP-2016	MP-2016

Data prior to 2017 is unavailable.

NIAGARA FRONTIER TRANSPORTATION AUTHORITY  
(A Component Unit of the State of New York)

**Required Supplementary Information**  
**Schedule of Changes in the Authority's Total**  
**OPEB Liability and Related Ratios (In thousands)**

March 31,	2023	2022	2021	2020	2019
Total OPEB liability - beginning	\$ (593,828)	\$ (547,417)	\$ (564,836)	\$ (531,756)	\$ (486,984)
Changes for the year:					
Service cost	(32,248)	(29,484)	(26,857)	(25,662)	(23,590)
Interest	(13,294)	(13,387)	(19,055)	(18,944)	(18,267)
Changes of benefit terms	-	-	-	-	-
Differences between expected and actual experience	73,302	-	111,774	-	-
Changes of assumptions and other inputs	47,742	(18,766)	(63,790)	(2,443)	(15,451)
Benefit payments	16,311	15,226	15,347	13,969	12,536
Net change in total OPEB liability	91,813	(46,411)	17,419	(33,080)	(44,772)
Total OPEB liability - ending	\$ (502,015)	\$ (593,828)	\$ (547,417)	\$ (564,836)	\$ (531,756)
Covered-employee payroll	\$ 103,448	\$ 96,473	\$ 92,325	\$ 93,017	\$ 93,017
Total OPEB liability as a percentage of covered-employee payroll	485%	616%	593%	607%	572%

No assets are accumulated in a trust that meets the criteria in paragraph 4 of GASB Statement No. 75.

The following is a summary of changes of assumptions:

Healthcare cost trend rates	7.5% - 3.9%	5.2% - 4.0%	5.2% - 4.0%	14.9% - 3.9%	14.9% - 3.9%
Salary increases	0.8% - 12.4%	3.8% - 4.5%	3.8% - 4.5%	3.8% - 4.5%	3.8% - 4.5%
Discount rate	2.83%	2.27%	2.48%	3.42%	3.61%
Inflation	2.5%	2.5%	2.5%	2.5%	2.5%
Society of Actuaries' mortality scale	MP-2021	MP-2020	MP-2020	MP-2016	MP-2016

Data prior to 2019 is unavailable.

NIAGARA FRONTIER TRANSPORTATION AUTHORITY  
(A Component Unit of the State of New York)

**Additional Information**  
**Combining Balance Sheet (In thousands)**

March 31, 2023

	NFTA	BNIA	Metro	Total
<b>Assets</b>				
<b>Current assets:</b>				
Cash and cash equivalents	\$ 4,440	\$ 28,383	\$ 98,657	\$ 131,480
Investments	-	11,803	64,138	75,941
Accounts and other receivables	3,596	12,075	1,664	17,335
Grants receivable	2,713	2,120	33,033	37,866
Leases receivable	2,327	6,844	90	9,261
Due to/from affiliate	(31,038)	8,294	22,744	-
Materials and supplies inventory	-	-	5,616	5,616
Prepaid expenses and other	410	180	1,158	1,748
	<u>(17,552)</u>	<u>69,699</u>	<u>227,100</u>	<u>279,247</u>
Restricted assets:				
Cash and cash equivalents	7,777	36,384	20,117	64,278
Investments	-	30,188	8,000	38,188
	<u>7,777</u>	<u>66,572</u>	<u>28,117</u>	<u>102,466</u>
Leases receivable	23,163	8,011	28	31,202
Net pension assets	3,336	1,515	3,017	7,868
Capital assets, net	73,710	261,062	310,698	645,470
	<u>100,209</u>	<u>270,588</u>	<u>313,743</u>	<u>684,540</u>
<b>Total assets</b>	<u>90,434</u>	<u>406,859</u>	<u>568,960</u>	<u>1,066,253</u>
<b>Deferred outflows of resources:</b>				
Deferred outflows of resources related to pensions	11,060	10,988	7,721	29,769
Deferred outflows of resources related to OPEB	9,841	2,314	68,701	80,856
<b>Total deferred outflows of resources</b>	<u>20,901</u>	<u>13,302</u>	<u>76,422</u>	<u>110,625</u>
<b>Total assets and deferred outflows of resources</b>	<u>\$ 111,335</u>	<u>\$ 420,161</u>	<u>\$ 645,382</u>	<u>\$ 1,176,878</u>
<b>Liabilities</b>				
<b>Current liabilities:</b>				
Current portion of long-term debt	\$ 242	\$ 12,390	\$ 2,936	\$ 15,568
Accounts payable and accrued expenses	11,279	10,097	18,858	40,234
Other current liabilities	5,236	1,989	28,142	35,367
	<u>16,757</u>	<u>24,476</u>	<u>49,936</u>	<u>91,169</u>
<b>Noncurrent liabilities:</b>				
Long-term debt	2,723	102,284	2,776	107,783
Self-insured claims	3,806	1,448	30,326	35,580
Net pension liabilities	438	873	10,378	11,689
Total OPEB liability	76,005	17,671	408,339	502,015
Other noncurrent liabilities	1,656	-	-	1,656
	<u>84,628</u>	<u>122,276</u>	<u>451,819</u>	<u>658,723</u>
<b>Total liabilities</b>	<u>101,385</u>	<u>146,752</u>	<u>501,755</u>	<u>749,892</u>
<b>Deferred inflows of resources:</b>				
Deferred inflows of resources related to leases	24,792	14,317	287	39,396
Deferred inflows of resources related to pensions	14,774	13,892	10,194	38,860
Deferred inflows of resources related to OPEB	38,276	7,205	136,345	181,826
<b>Total deferred inflows of resources</b>	<u>77,842</u>	<u>35,414</u>	<u>146,826</u>	<u>260,082</u>
<b>Net position:</b>				
Net investment in capital assets	70,745	146,388	304,986	522,119
Restricted	7,777	66,572	28,117	102,466
Unrestricted	(146,414)	25,035	(336,302)	(457,681)
<b>Total net position</b>	<u>(67,892)</u>	<u>237,995</u>	<u>(3,199)</u>	<u>166,904</u>
<b>Total liabilities, deferred inflows of resources, and net position</b>	<u>\$ 111,335</u>	<u>\$ 420,161</u>	<u>\$ 645,382</u>	<u>\$ 1,176,878</u>

NIAGARA FRONTIER TRANSPORTATION AUTHORITY  
(A Component Unit of the State of New York)

**Additional Information**  
**Combining Schedule of Revenues, Expenses and Changes in Net Position (In thousands)**

For the year ended March 31, 2023

	NFTA	BNIA	Metro	Total
<b>Operating revenues:</b>				
Fares	\$ -	\$ -	\$ 25,640	\$ 25,640
Concessions and commissions	1,203	30,039	-	31,242
Rental income	7,163	12,635	-	19,798
Airport fees and services	90	20,380	-	20,470
Other operating revenues	178	4,924	1,213	6,315
<b>Total operating revenues</b>	<b>8,634</b>	<b>67,978</b>	<b>26,853</b>	<b>103,465</b>
<b>Operating expenses:</b>				
Salaries and employee benefits	9,786	20,443	95,357	125,586
Other postemployment benefits	1,361	719	24,554	26,634
Depreciation and amortization	5,476	19,006	29,447	53,929
Maintenance and repairs	2,306	10,237	10,430	22,973
Transit fuel and power	-	-	4,961	4,961
Utilities	1,195	2,526	1,936	5,657
Insurance and injuries	725	642	4,333	5,700
Other	8,240	7,199	6,244	21,683
Administrative cost reallocation	(15,134)	6,599	8,535	-
<b>Total operating expenses</b>	<b>13,955</b>	<b>67,371</b>	<b>185,797</b>	<b>267,123</b>
<b>Operating income (loss)</b>	<b>(5,321)</b>	<b>607</b>	<b>(158,944)</b>	<b>(163,658)</b>
<b>Non-operating revenues (expenses):</b>				
Government assistance	559	-	135,192	135,751
Passenger facility charges	1,067	7,647	-	8,714
Interest income, net	1,015	(1,895)	1,274	394
Other non-operating revenues (expenses), net	4,853	(1,391)	(2,155)	1,307
<b>Total non-operating net revenues</b>	<b>7,494</b>	<b>4,361</b>	<b>134,311</b>	<b>146,166</b>
<b>Change in net position before capital contributions</b>	<b>2,173</b>	<b>4,968</b>	<b>(24,633)</b>	<b>(17,492)</b>
Capital contributions	6,036	16,409	34,786	57,231
<b>Change in net position</b>	<b>8,209</b>	<b>21,377</b>	<b>10,153</b>	<b>39,739</b>
<b>Net position - beginning of year</b>	<b>(76,520)</b>	<b>216,196</b>	<b>(13,251)</b>	<b>126,425</b>
<b>Cumulative effect of a change in accounting principle (Note 3)</b>	<b>419</b>	<b>422</b>	<b>(101)</b>	<b>740</b>
<b>Net position - beginning of year, as restated</b>	<b>(76,101)</b>	<b>216,618</b>	<b>(13,352)</b>	<b>127,165</b>
<b>Net position - end of year</b>	<b>\$ (67,892)</b>	<b>\$ 237,995</b>	<b>\$ (3,199)</b>	<b>\$ 166,904</b>

NIAGARA FRONTIER TRANSPORTATION AUTHORITY  
(A Component Unit of the State of New York)

---

**Additional Information**  
**Buffalo Niagara International Airport - Restricted Assets (In thousands)**

For the year ended March 31, 2023

---

Cash and cash equivalents:

Passenger facility charges	\$ 8,363
Operations and maintenance reserve	2,001
Aviation reserve	2,812
Debt service reserve	21,351
Construction fund	45
Operating reserve	1,812
	<u>36,384</u>

Investments:

Passenger facility charges	18,036
Revenue bond reserve	4,215
Repairs and replacement reserve	750
Operating reserve	7,187
	<u>30,188</u>

Total restricted assets	<u>\$ 66,572</u>
-------------------------	------------------

---

**INDEPENDENT AUDITORS' REPORT ON INTERNAL CONTROL OVER FINANCIAL REPORTING AND ON COMPLIANCE AND OTHER MATTERS BASED ON AN AUDIT OF FINANCIAL STATEMENTS PERFORMED IN ACCORDANCE WITH *GOVERNMENT AUDITING STANDARDS***

The Board of Commissioners  
Niagara Frontier Transportation Authority

We have audited, in accordance with the auditing standards generally accepted in the United States of America and the standards applicable to financial audits contained in *Government Auditing Standards* issued by the Comptroller General of the United States, the financial statements of Niagara Frontier Transportation Authority (the Authority) (a component unit of the State of New York), a business-type activity, as of and for the year ended March 31, 2023, and the related notes to the financial statements, which collectively comprise the Authority's basic financial statements, and have issued our report thereon dated June 22, 2023.

**Report on Internal Control over Financial Reporting**

In planning and performing our audit of the financial statements, we considered the Authority's internal control over financial reporting (internal control) as a basis for designing audit procedures that are appropriate in the circumstances for the purpose of expressing our opinion on the financial statements, but not for the purpose of expressing an opinion on the effectiveness of the Authority's internal control. Accordingly, we do not express an opinion on the effectiveness of the Authority's internal control.

A deficiency in internal control exists when the design or operation of a control does not allow management or employees, in the normal course of performing their assigned functions, to prevent, or detect and correct, misstatements on a timely basis. A material weakness is a deficiency, or a combination of deficiencies, in internal control, such that there is a reasonable possibility that a material misstatement of the entity's financial statements will not be prevented, or detected and corrected on a timely basis. A significant deficiency is a deficiency, or a combination of deficiencies, in internal control that is less severe than a material weakness, yet important enough to merit attention by those charged with governance.

Our consideration of internal control was for the limited purpose described in the first paragraph of this section and was not designed to identify all deficiencies in internal control that might be material weaknesses or significant deficiencies. Given these limitations, during our audit we did not identify any deficiencies in internal control that we consider to be material weaknesses. However, material weaknesses or significant deficiencies may exist that have not been identified.

**Report on Compliance and Other Matters**

As part of obtaining reasonable assurance about whether the Authority's financial statements are free from material misstatement, we performed tests of its compliance with certain provisions of laws, regulations, contracts, and grant agreements, noncompliance with which could have a direct and material effect on the financial statements. However, providing an opinion on compliance with those provisions was not an objective of our audit, and accordingly, we do not express such an opinion. The results of our tests disclosed no instances of noncompliance or other matters that are required to be reported under *Government Auditing Standards*.

### Purpose of this Report

The purpose of this report is solely to describe the scope of our testing of internal control and compliance and the results of that testing, and not to provide an opinion on the effectiveness of the Authority's internal control or on compliance. This report is an integral part of an audit performed in accordance with *Government Auditing Standards* in considering the Authority's internal control and compliance. Accordingly, this communication is not suitable for any other purpose.

A handwritten signature in blue ink that reads "Lyndon & McCormick, LLP". The signature is written in a cursive, flowing style.

June 22, 2023



**INDEPENDENT AUDITORS' REPORT ON COMPLIANCE WITH SECTION 2925(3)(f) OF THE NEW YORK STATE PUBLIC AUTHORITIES LAW**

The Board of Commissioners  
Niagara Frontier Transportation Authority

We have audited, in accordance with auditing standards generally accepted in the United States of America, the financial statements of Niagara Frontier Transportation Authority (the Authority), a business-type activity and a component unit of the State of New York, as of and for the year ended March 31, 2023, and the related notes to the financial statements, which collectively comprise the Authority's basic financial statements, and we have issued our report thereon dated June 22, 2023.

In connection with our audit, nothing came to our attention that caused us to believe that the Authority failed to comply with §2925(3)(f) of the New York State Public Authorities Law regarding investment guidelines during the year ended March 31, 2023. However, our audit was not directed primarily toward obtaining knowledge of such noncompliance. Accordingly, had we performed additional procedures, other matters may have come to our attention regarding the Authority's noncompliance with the above rules and regulations.

The purpose of this report is solely to describe the scope and results of our testing. This communication is not suitable for any other purpose.



June 22, 2023